



Profit from the Eagle Advantage®

Specification Sheet

Short Form Specifications

Eagle 2200 Series Under Combination Unit, model _____ . Top, front, backsplash, ice bin and sink bowls to be heavy gauge type 304 stainless steel. Sinks to be 10" x 14" x 10" deep with 1½" drains and standpipes. Ice bin, available with or without 7-circuit post-mix cold plate, to be fully insulated. Unit to come standard with stainless steel speed rail and splash mounted faucet with 10" spout. 1½" O.D. galvanized tubular legs with adjustable bullet feet.



#BC8C-22R
2200 Series combination unit

Options / Accessories

- Leg & faucet kit (see below)
- Stainless steel leg kits (see below)

Item No.: _____
 Project No.: _____
 S.I.S. No.: _____

2200 Series Combination Units

MODELS:

- | | | |
|--------------------------------------|---|---|
| <input type="checkbox"/> BC7C-22L | <input type="checkbox"/> BC9-4C-22R | <input type="checkbox"/> BC8-4C-22R-7 |
| <input type="checkbox"/> BC7C-22R | <input type="checkbox"/> BC10C-22L | <input type="checkbox"/> BC9C-22L-7 |
| <input type="checkbox"/> BC8C-22L | <input type="checkbox"/> BC10C-22R | <input type="checkbox"/> BC9C-22R-7 |
| <input type="checkbox"/> BC8C-22R | <input type="checkbox"/> BC10C-22 R&L | <input type="checkbox"/> BC9C-22 R&L-7 |
| <input type="checkbox"/> BC8-4C-22L | <input type="checkbox"/> BC10-4C-22 R&L | <input type="checkbox"/> BC9-4C-22L-7 |
| <input type="checkbox"/> BC8-4C-22R | <input type="checkbox"/> BC7C-22L-7 | <input type="checkbox"/> BC9-4C-22R-7 |
| <input type="checkbox"/> BC9C-22L | <input type="checkbox"/> BC7C-22R-7 | <input type="checkbox"/> BC10C-22L-7 |
| <input type="checkbox"/> BC9C-22R | <input type="checkbox"/> BC8C-22L-7 | <input type="checkbox"/> BC10C-22R-7 |
| <input type="checkbox"/> BC9C-22 R&L | <input type="checkbox"/> BC8C-22R-7 | <input type="checkbox"/> BC10C-22 R&L-7 |
| <input type="checkbox"/> BC9-4C-22L | <input type="checkbox"/> BC8-4C-22L-7 | <input type="checkbox"/> BC10-4C-22 R&L-7 |

Design and Construction Features

- Top, front, and body are type 304 series stainless steel.
- 10" x 14" x 10" (254 x 356 x 254mm) sink bowls.
- Front-to-back is 24" (610mm) on all models. Lengths offered range from 7' (2134mm) to 10' (3048mm).
- Ice bins are 15½" x 19¼" x 8" (394 x 502 x 203mm), and are located on left, right, or both sides.
- Standard rear deck.
- Three sets of welded galvanized legs (models with suffix "R&L" feature four sets of galvanized legs).
- Offered with three-compartment or four-compartment sinks.
- Splash mount 4" (102mm) center faucet with 10" (254mm) spout (four-bowl units will receive two faucets).
- 1½" (38mm) drains with standpipes.
- Speed rail.
- New bullnose front edge.

Optional Kits for Underbar Sinks	
add suffix #	description
-SL	stainless steel leg assemblies
-SLF	stainless steel leg assemblies & stainless steel feet
-SLG	stainless steel leg assemblies & stainless steel gussets
-SLGF	stainless steel leg assemblies, stainless steel feet & gussets
-LF *	stainless steel legs and T&S faucet

* Includes #305540 stainless steel legs and #313302 T&S faucet

EAGLE GROUP
 100 Industrial Boulevard, Clayton, DE 19938-8903 USA
 Phone: 302-653-3000 • Fax: 302-653-2065
 www.eaglegrp.com

Foodservice Division: Phone 800-441-8440
 MHC/Retail Display Divisions: Phone 800-637-5100

For custom configuration or fabrication needs, contact our **SpecFAB®** Division.
 Phone: 302-653-3000 • Fax: 302-653-3091 • e-mail: specfab@eaglegrp.com



EG40.15 Rev. 09/09

Spec sheets available for viewing, printing or downloading from our online literature library at www.eaglegrp.com



Profit from the Eagle Advantage®

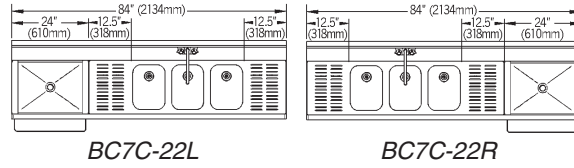
Item No.: _____
 Project No.: _____
 S.I.S. No.: _____

7' (2134mm) length

model #	weight	
	lbs.	kg
BC7C-22L	121	54.9
BC7C-22R	121	54.9

UNITS WITH COLD PLATE

BC7C-22L-7	157	71.2
BC7C-22R-7	157	71.2

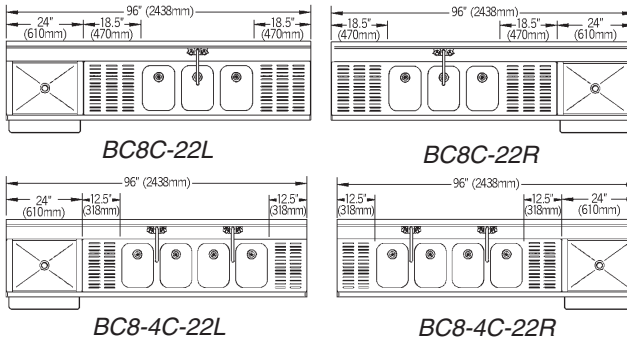


8' (2438mm) length

model #	weight	
	lbs.	kg
BC8C-22L	132	59.9
BC8C-22R	132	59.9
BC8-4C-22L	205	93.0
BC8-4C-22R	205	93.0

UNITS WITH COLD PLATE

BC8C-22L-7	168	76.2
BC8C-22R-7	168	76.2
BC8-4C-22L-7	241	109.3
BC8-4C-22R-7	241	109.3

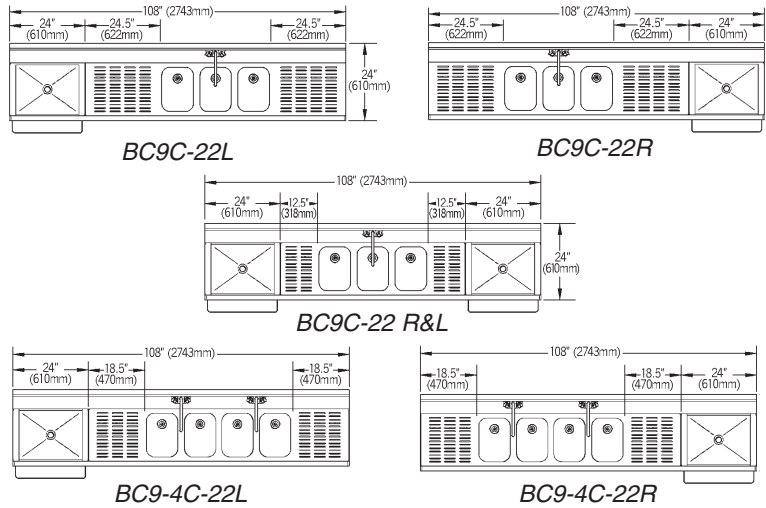


9' (2743mm) length

model #	weight	
	lbs.	kg
BC9C-22L	177	80.3
BC9C-22R	177	80.3
BC9C-22 R&L	208	94.3
BC9-4C-22L	215	97.5
BC9-4C-22R	215	97.5

UNITS WITH COLD PLATE

BC9C-22L-7	213	96.6
BC9C-22R-7	213	96.6
BC9C-22 R&L-7	244	110.7
BC9-4C-22L-7	251	113.9
BC9-4C-22R-7	251	113.9

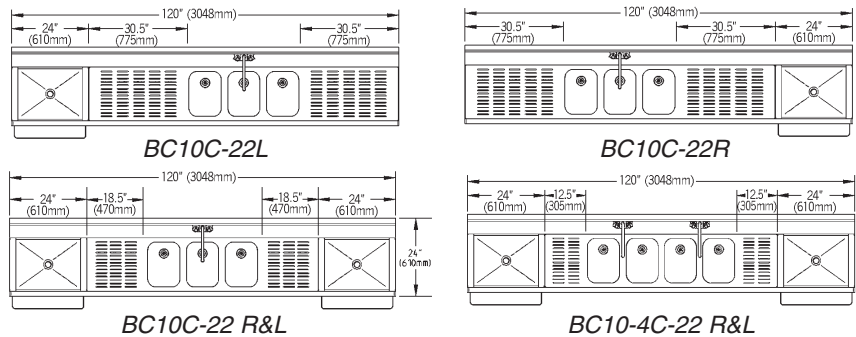


10' (3048mm) length

model #	weight	
	lbs.	kg
BC10C-22L	211	95.7
BC10C-22R	211	95.7
BC10C-22 R&L	211	95.7
BC10-4C-22 R&L	235	106.6

UNITS WITH COLD PLATE

BC10C-22L-7	247	112.0
BC10C-22R-7	247	112.0
BC10C-22 R&L-7	247	112.0
BC10-4C-22 R&L-7	271	122.9



EAGLE GROUP

100 Industrial Boulevard, Clayton, DE 19938-8903 USA

Phone: 302-653-3000 • Fax: 302-653-2065 • www.eaglegrp.com

Foodservice Division: Phone 800-441-8440

MHC/Retail Display Divisions: Phone 800-637-5100

Printed in U.S.A.
 ©2009 by Eagle Group

Rev. 09/09

Spec sheets available for viewing, printing or downloading from our online literature library at www.eaglegrp.com

Although every attempt has been made to ensure the accuracy of the information provided, we cannot be held responsible for typographical or printing errors. Information and specifications are subject to change without notice. Please confirm at time of order.