



Profit from the Eagle Advantage®

# Specification Sheet

## Short Form Specifications

Eagle Spec-Bar® Drainboard Blender Station, model \_\_\_\_\_. Heavy gauge type 304 stainless steel body, legs, leg channels and cross rails. Top to have 1½" drain with stainless steel lift-out perforated insert. Stainless steel blender shelf with rear cord access hole. Stainless steel adjustable bullet feet.



Item No.:	_____
Project No.:	_____
S.I.S. No.:	_____

# Spec-Bar® Drainboard Blender Stations

## MODELS:

- BDBS12-19
- BDBS18-19
- BDBS12-24
- BDBS18-24

## Design and Construction Features

- Body, legs and crossbracing constructed of type 304 stainless steel for strength and corrosion resistance.
- Backsplash, sides, front panel, drain pan and perforated insert are 20 gauge type 304 stainless steel.
- Blender shelf is 18 gauge type 304 stainless steel, and blender shelf ends are 14 gauge type 304.
- Leg channels, legs, and crossbracing are 16 gauge type 304 stainless steel.
- Legs are 1½" (41 mm) diameter, with stainless steel adjustable bullet feet.
- Designed to align with the single speed rail on adjoining equipment.
- Drainboard includes lift-out stainless steel perforated insert.
- 10" (254mm)-deep blender shelf with rear cord access hole.
- 1½" (38 mm) I.P.S. threaded drain with nut and washer.

**EAGLE GROUP**  
 100 Industrial Boulevard, Clayton, DE 19938-8903 USA  
 Phone: 302-653-3000 • Fax: 302-653-2065  
 www.eaglegrp.com

**Foodservice Division: Phone 800-441-8440**  
**MHC/Retail Display Divisions: Phone 800-637-5100**

For custom configuration or fabrication needs, contact our **SpecFAB® Division**.  
 Phone: 302-653-3000 • Fax: 302-653-3091 • e-mail: specfab@eaglegrp.com



EG40.26 Rev. 04/11

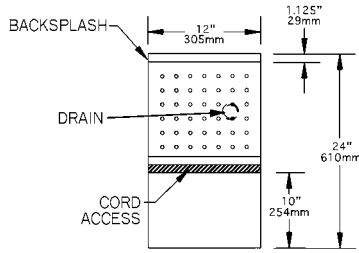
**Spec sheets available for viewing, printing or downloading from our online literature library at [www.eaglegrp.com](http://www.eaglegrp.com)**



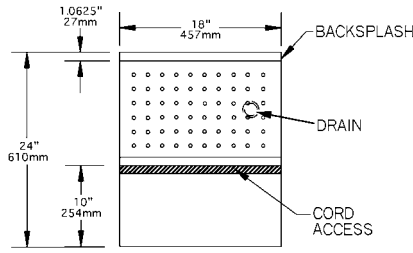
Item No.: \_\_\_\_\_  
 Project No.: \_\_\_\_\_  
 S.I.S. No.: \_\_\_\_\_

# Spec-Bar® Drainboard Blender Stations

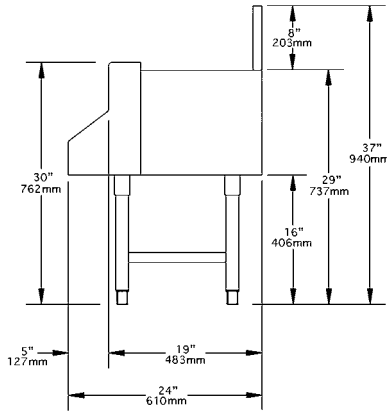
## 19" (483mm)-wide Units



TOP VIEW - #BDBS12-19



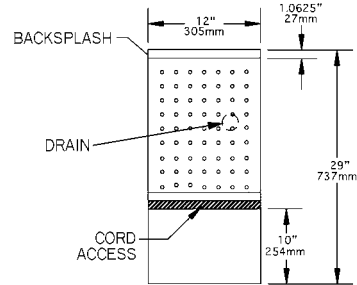
TOP VIEW - #BDBS18-19



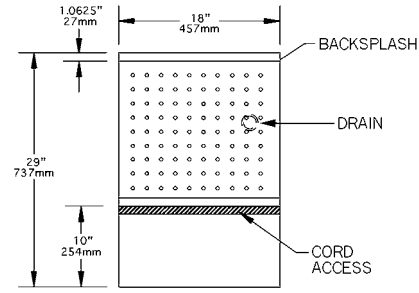
SIDE VIEW - BOTH MODELS

model #	length		weight	
	in.	mm	lbs.	kg
BDBS12-19	12"	305	40	18.1
BDBS18-19	18"	457	42	19.1

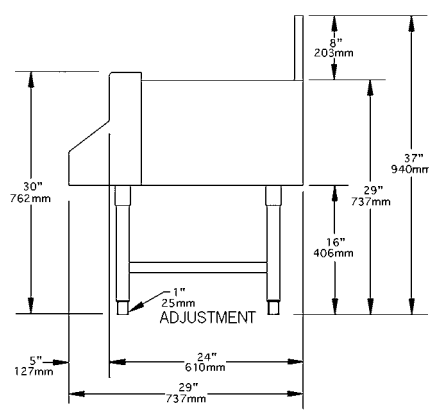
## 24" (610mm)-wide Units



TOP VIEW - #BDBS12-24



TOP VIEW - #BDBS18-24



SIDE VIEW - BOTH MODELS

model #	length		weight	
	in.	mm	lbs.	kg
BDBS12-24	12"	305	45	20.4
BDBS18-24	18"	457	47	21.3

**EAGLE GROUP**  
 100 Industrial Boulevard, Clayton, DE 19938-8903 USA  
 Phone: 302-653-3000 • Fax: 302-653-2065  
 www.eaglegrp.com

Foodservice Division: Phone 800-441-8440  
 MHC/Retail Display Divisions: Phone 800-637-5100

Printed in U.S.A.  
 ©2011 by Eagle Group  
 Rev. 04/11

Spec sheets available for viewing, printing or downloading from our online literature library at [www.eaglegrp.com](http://www.eaglegrp.com)

Although every attempt has been made to ensure the accuracy of the information provided, we cannot be held responsible for typographical or printing errors. Information and specifications are subject to change without notice. Please confirm at time of order.