



Profit from the Eagle Advantage®

# Specification Sheet

## Short Form Specifications


Eagle Director's Choice® Corner Transition Unit, model \_\_\_\_\_ . Top to be 16/304 stainless steel turned down on all sides. 1½" square type 304 stainless steel all-welded tubular base. Quick release spring loaded docking device keeps adjoining units together. Fully mobile with 5" poly casters, two with brake. Standard laminate front panel is holly berry red (Wilsonart® #D307-60).



outside corner unit shown with optional tray slide



outside miter unit shown with optional tray slide and work shelf



exclusive docking device joins units together without the use of tools

**EAGLE GROUP**  
100 Industrial Boulevard, Clayton, DE 19938-8903 USA  
Phone: 302-653-3000 • Fax: 302-653-2065  
www.eaglegrp.com

**Foodservice Division: Phone 800-441-8440**  
**MHC/Retail Display Divisions: Phone 800-637-5100**

For custom configuration or fabrication needs, contact our **SpecFAB® Division**.  
Phone: 302-653-3000 • Fax: 302-653-3091 • e-mail: specfab@eaglegrp.com

Item No.: \_\_\_\_\_  
Project No.: \_\_\_\_\_  
S.I.S. No.: \_\_\_\_\_

## Director's Choice® Corner Transition Units

### MODELS:

- |                                      |                                      |                                      |
|--------------------------------------|--------------------------------------|--------------------------------------|
| <input type="checkbox"/> DCSC-CTU-OC | <input type="checkbox"/> DCSC-CTU-IM | <input type="checkbox"/> DCOC-TS-SRS |
| <input type="checkbox"/> DCSC-CTU-OM | <input type="checkbox"/> DCOC-TS-TS  | <input type="checkbox"/> DCOC-WS-MT  |
| <input type="checkbox"/> DCSC-CTU-IC | <input type="checkbox"/> DCOC-TS-TR  | <input type="checkbox"/> DCOC-WS-ST  |

### Design and Construction Features

- Available for inside or outside operation with either mitered or square corners
- 30" (762mm)-wide top is solid, constructed of 16 gauge type 304 stainless steel, die-formed, welded, and polished.
- 1½" (38mm) welded stainless steel square tubular base construction.
- 34" (864mm) working height - complies with ADA guidelines for accessibility standards.
- Fully mobile - standard 5" (127mm) casters, two with brake (brake casters on server side).
- Standard front holly berry red laminate (Wilsonart® #D307-60) on 18 gauge galvanized subpanel.
- All units accommodate optional accessories, including fixed tray slides, work shelves, and removable undershelves. See Options/Accessories Sheet (EG8133).

### Options / Accessories

- |  |   |
|--|---|
| <input type="checkbox"/> Stainless steel front panel | <input type="checkbox"/> Optional heights       |
| <input type="checkbox"/> Stainless steel tray slide* | <input type="checkbox"/> Specify laminate _____ |
| <input type="checkbox"/> Work shelf**                |   |

\* Available in solid ribbed, square tubular or round tubular. See back page.

\*\* Available in hardwood or stainless steel. See back page.



**Spec sheets available for viewing, printing or downloading from our online literature library at [www.eaglegrp.com](http://www.eaglegrp.com)**

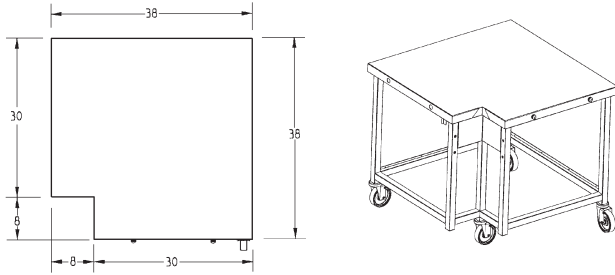
Eagle Foodservice Equipment, Eagle MHC, SpecFAB®, and Retail Display are divisions of Eagle Group. ©2008 by the Eagle Group



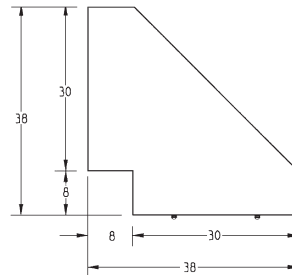
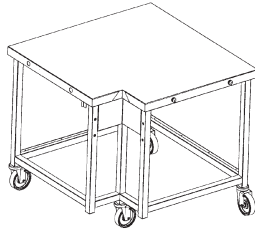
Profit from the Eagle Advantage®

Item No.: \_\_\_\_\_  
 Project No.: \_\_\_\_\_  
 S.I.S. No.: \_\_\_\_\_

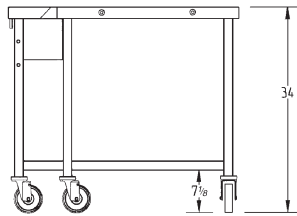
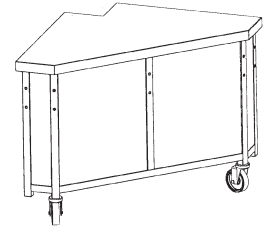
## Director's Choice® Corner Transition Units



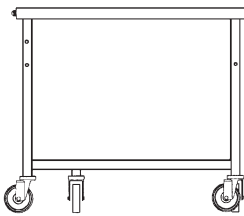
TOP VIEW



TOP VIEW

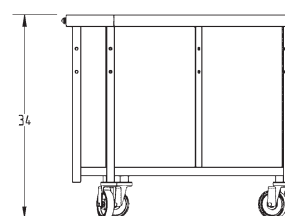


FRONT VIEW

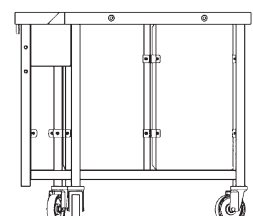


SIDE VIEW

#DCSC-CTU-OC outside corner unit shown



FRONT VIEW



SIDE VIEW

#DCSC-CTU-OM outside miter unit shown

### Corner Transition Units

model #	description	weight	
		lbs.	kg
DCSC-CTU-OC	outside corner	165	74.8
DCSC-CTU-OM	outside miter	165	74.8
DCSC-CTU-IC	inside corner	165	74.8
DCSC-CTU-IM	inside miter	165	74.8

### Optional Tray Slides for Corner Transition Units

With fixed brackets.

Square Tubular	Round Tubular	Solid Ribbed
model #	model #	model #
DCOC-TS-TS	DCOC-TS-TR	DCOC-TS-SRS

### Optional Work Shelves for Corner Transition Units

With fixed brackets. 8" x 8" (203mm) filler.

1 1/4" Thick Hardwood	18/304 Stainless
model #	model #
DCOC-WS-MT	DCOC-WS-ST

Optional stainless steel front panel in lieu of laminate front panel available. To order, add suffix "-S" to model number. Example: DCSC-CTU-OC-S

**EAGLE GROUP**  
 100 Industrial Boulevard, Clayton, DE 19938-8903 USA  
 Phone: 302-653-3000 • Fax: 302-653-2065  
 www.eaglegrp.com

Foodservice Division: Phone 800-441-8440  
 MHC/Retail Display Divisions: Phone 800-637-5100

Printed in U.S.A.  
 ©2008 by Eagle Group

Rev. 08/08

Spec sheets available for viewing, printing or downloading from our online literature library at [www.eaglegrp.com](http://www.eaglegrp.com)

Although every attempt has been made to ensure the accuracy of the information provided, we cannot be held responsible for typographical or printing errors. Information and specifications are subject to change without notice. Please confirm at time of order.