



Profit from the Eagle Advantage®

# Specification Sheet

Item No.: \_\_\_\_\_  
 Project No.: \_\_\_\_\_  
 S.I.S. No.: \_\_\_\_\_

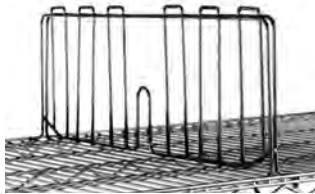
Catalog Specification Sheet No. **EG01.03A**

## Wire and Solid Shelving Components and Accessories —Dividers, Ledges, Panels


### MODELS:

- |                                 |                                 |                                 |  |
|---------------------------------|---------------------------------|---------------------------------|--|
| <input type="checkbox"/> SD*-C  | <input type="checkbox"/> L*-1*  | <input type="checkbox"/> E18*-C | <input type="checkbox"/> PZD-Z           |
| <input type="checkbox"/> SD*-S  | <input type="checkbox"/> L*-4*  | <input type="checkbox"/> E18*-S | <input type="checkbox"/> RETAINING CLAMP |
| <input type="checkbox"/> SSD*-C | <input type="checkbox"/> SL*-1* | <input type="checkbox"/> E24*-C | <input type="checkbox"/> A204318         |
| <input type="checkbox"/> SSD*-S | <input type="checkbox"/> SL*-4* | <input type="checkbox"/> E24*-S |  |

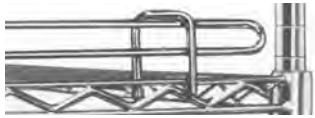
\* See charts for complete model numbers.



divider for wire shelving



divider for solid shelving



1" (25mm)-high ledge



4" (102mm)-high ledge

### Dividers...

8" (203mm) height.

shelf width in. mm	weight lbs kg	...FOR WIRE SHELVING	...FOR SOLID SHELVING	
		model #	chrome model #	stainless model #
14"	356 1.0 0.5	SD14-*	SSD14-C	SSD14-S
18"	457 1.3 0.6	SD18-*	SSD18-C	SSD18-S
21"	533 1.5 0.7	SD21-*	SSD21-C	SSD21-S
24"	610 1.8 0.8	SD24-*	SSD24-C	SSD24-S
30"	762 2.2 1.0	SD30-*	SSD30-C	SSD30-S
36"	914 2.7 1.2	SD36-*	SSD36-C	SSD36-S

\* To specify finish on Dividers for Wire Shelving, add the corresponding suffix onto the model number (example: SD30-C):

suffix "C" = Chrome; suffix "V" = Valu-Master® gray epoxy; suffix "VG" = Valu-Gard® green epoxy; suffix "E" = EAGLEGard® green epoxy (for 14" to 24" wire shelf dividers only); suffix "S" = stainless steel

### Ledges...

Prevents contents from falling off unit. Available in chrome or stainless steel.

shelf width in. mm	...FOR WIRE SHELVING**						...FOR SOLID SHELVING						
	1" (25mm) height		4" (102mm) height		1" (25mm) height		4" (102mm) height		1" (25mm) height		4" (102mm) height		
	model #	weight lbs kg	model #	weight lbs kg	chrome model #	stainless model #	weight lbs kg	chrome model #	stainless model #	weight lbs kg	chrome model #	stainless model #	weight lbs kg
14"	L14-1**	0.2 0.1	L14-4**	0.8 0.4	SL14-1C	SL14-1S	0.2 0.1	SL14-4C	SL14-4S	0.8 0.4	SL14-1C	SL14-1S	0.2 0.1
18"	L18-1**	0.3 0.1	L18-4**	0.9 0.4	SL18-1C	SL18-1S	0.3 0.1	SL18-4C	SL18-4S	0.9 0.4	SL18-1C	SL18-1S	0.3 0.1
21"	L21-1**	0.4 0.2	L21-4**	1.0 0.5	SL21-1C	SL21-1S	0.4 0.2	SL21-4C	SL21-4S	1.0 0.5	SL21-1C	SL21-1S	0.4 0.2
24"	L24-1**	0.5 0.2	L24-4**	1.2 0.5	SL24-1C	SL24-1S	0.5 0.2	SL24-4C	SL24-4S	1.2 0.5	SL24-1C	SL24-1S	0.5 0.2
30"	L30-1**	0.7 0.3	L30-4**	1.4 0.6	SL30-1C	SL30-1S	0.7 0.3	SL30-4C	SL30-4S	1.4 0.6	SL30-1C	SL30-1S	0.7 0.3
36"	L36-1**	0.9 0.4	L36-4**	1.6 0.7	SL36-1C	SL36-1S	0.9 0.4	SL36-4C	SL36-4S	1.6 0.7	SL36-1C	SL36-1S	0.9 0.4
42"	L42-1**	1.1 0.5	L42-4**	1.8 0.8	SL42-1C	SL42-1S	1.1 0.5	SL42-4C	SL42-4S	1.8 0.8	SL42-1C	SL42-1S	1.1 0.5
48"	L48-1**	1.3 0.6	L48-4**	2.0 0.9	SL48-1C	SL48-1S	1.3 0.6	SL48-4C	SL48-4S	2.0 0.9	SL48-1C	SL48-1S	1.3 0.6
54"	L54-1**	1.5 0.7	L54-4**	2.2 1.0	SL54-1C	SL54-1S	1.5 0.7	SL54-4C	SL54-4S	2.2 1.0	SL54-1C	SL54-1S	1.5 0.7
60"	L60-1**	1.7 0.8	L60-4**	2.4 1.1	SL60-1C	SL60-1S	1.7 0.8	SL60-4C	SL60-4S	2.4 1.1	SL60-1C	SL60-1S	1.7 0.8
72"	L72-1**	2.1 1.0	L72-4**	2.6 1.2	SL72-1C	SL72-1S	2.1 1.0	SL72-4C	SL72-4S	2.6 1.2	SL72-1C	SL72-1S	2.1 1.0

\*\* To specify finish on Ledges for Wire Shelving, add the corresponding suffix onto the model number (example: L30-1C):

suffix "C" = Chrome; suffix "V" = Valu-Master® gray epoxy; suffix "VG" = Valu-Gard® green epoxy (for 4"-high wire shelf ledges only); suffix "E" = EAGLEGard® green epoxy; suffix "S" = stainless steel

### EAGLE GROUP

100 Industrial Boulevard, Clayton, DE 19938-8903 USA

Phone: 302-653-3000 • Fax: 302-653-2065

www.eaglegrp.com

Foodservice Division: Phone 800-441-8440

MHC/Retail Display Divisions: Phone 800-637-5100

For custom configuration or fabrication needs, contact our SpecFAB® Division.

Phone: 302-653-3000 • Fax: 302-653-3091 • e-mail: specfab@eaglegrp.com

**AUTOQUOTES**



EG01.03A Rev. 04/12

Spec sheets available for viewing, printing or downloading from our online literature library at [www.eaglegrp.com](http://www.eaglegrp.com)


Wire and Solid Shelving Components and Accessories—Dividers, Ledges, Panels



Profit from the Eagle Advantage®

Item No.: \_\_\_\_\_  
 Project No.: \_\_\_\_\_  
 S.I.S. No.: \_\_\_\_\_


pizza box dividers



### Pizza Box Divider

26" (660mm) height. Attaches onto 14" (356mm)-wide shelving. Zinc finish. Sold individually.

model #	width		weight	
	in.	mm	lb	kg
PZD-Z	28"	711	5	2.3



enclosure panel

### Enclosure Panels

Helps secure shelf contents, enclosing the backs and sides of unit. Available in chrome or stainless steel. Please consult tables below to determine proper quantity and model numbers when enclosing backs or sides of shelving systems. *Note: For use with wire shelves only. Not accepted by corner castings of solid shelves.*

chrome model #	stainless model #	shelf width		post height		panel height		weight	
		in.	mm	in.	mm	in.	mm	lbs	kg
E1854-C	E1854-S	18"	457	54"	1372	14"	356	6	2.7
E1863-C	E1863-S	18"	457	63"	1600	14"	356	7	3.2
E1874-C	E1874-S	18"	457	74"	1880	14"	356	8	3.6
E2454-C	E2454-S	24"	610	54"	1372	20"	508	9	4.1
E2463-C	E2463-S	24"	610	63"	1600	20"	508	10	4.5
E2474-C	E2474-S	24"	610	74"	1880	20"	508	11	5.0

#### Consult these tables for panel configurations:

##### – BACK PANELS

shelf length	quantity required (all heights)	54" (1372mm)	63" (1600mm)	74" (1880mm)
		post height model #	post height model #	post height model #
30" 762	1	E2454	E2463	E2474
36" 914	2	E1854	E1863	E1874
42" 1067	1	E1854	E1863	E1874
	1	E2454	E2463	E2474
48" 1219	2	E2454	E2463	E2474
54" 1372	2	E1854	E1863	E1874
	1	E2454	E2463	E2474
60" 1524	2	E2454	E2463	E2474
	1	E1854	E1863	E1874
72" 1829	3	E2454	E2463	E2474

##### – END PANELS

shelf width	quantity required (all heights)	54" (1372mm)	63" (1600mm)	74" (1880mm)
		post height model #	post height model #	post height model #
18" 457	1	E1854	E1863	E1874
21" 533	1	E1854	E1863	E1874
24" 610	1	E2454	E2463	E2474
30" 762	1	E2454	E2463	E2474
36" 914	2	E1854	E1863	E1874



retaining clamp

### Retaining Clamp

Attaches enclosure panels to wire shelving.

model #: **RETAINING CLAMP**



### Clip for Solid Shelf (only)

Attaches enclosure panels to solid shelving.

model #: **A204318**

### EAGLE GROUP

100 Industrial Boulevard, Clayton, DE 19938-8903 USA

Phone: 302-653-3000 • Fax: 302-653-2065

www.eaglegrp.com

Foodservice Division: Phone 800-441-8440

MHC/Retail Display Divisions: Phone 800-637-5100

Spec sheets available for viewing, printing or downloading from our online literature library at [www.eaglegrp.com](http://www.eaglegrp.com)

Although every attempt has been made to ensure the accuracy of the information provided, we cannot be held responsible for typographical or printing errors. Information and specifications are subject to change without notice. Please confirm at time of order.

Printed in U.S.A.  
 ©2012 by Eagle Group

Rev. 04/12