



Profit from the Eagle Advantage®

Specification Sheet

Short Form Specifications

Eagle Full Size Proofing Cabinet, model _____. Aluminum interior and exterior, patented TEMP-GARD® air flow design, (insulated/non-insulated), bottom mount control panel and heating system, (solid/Tuffak®) door, adjustable digital temperature control system with LCD readout, and adjustable humidity control. High temperature protection device with alarm and auto reset. Removable (wire/universal wire) slides on 2¼" standard spacing, full perimeter bumper, 8' cord and plug, and 5"-diameter heavy duty polymer swivel casters, two with brakes.



full-size non-insulated proofing cabinet with solid door

Options / Accessories*

- Other widths
- Dutch doors
- Pass-through single doors
- Pass-through dutch doors
- Alternate slide spacing (_____)
- Alternate voltage

*See spec sheet #EG60.28 for options and accessories.

EAGLE GROUP

100 Industrial Boulevard, Clayton, DE 19938-8903 USA

Phone: 302-653-3000 • Fax: 302-653-2065

www.eaglegrp.com

Foodservice Division: Phone 800-441-8440

MHC/Retail Display Divisions: Phone 800-637-5100

For custom configuration or fabrication needs, contact our SpecFAB® Division.

Phone: 302-653-3000 • Fax: 302-653-3091 • e-mail: specfab@eaglegrp.com

Item No.:	_____
Project No.:	_____
S.I.S. No.:	_____

Panco® Transport Proofing Cabinets—Full Size

QUICK-ORDER #S:

- | | |
|---------------------------------|---------------------------------|
| <input type="checkbox"/> FSPC-A | <input type="checkbox"/> FSPC-E |
| <input type="checkbox"/> FSPC-B | <input type="checkbox"/> FSPC-F |
| <input type="checkbox"/> FSPC-C | <input type="checkbox"/> FSPC-G |
| <input type="checkbox"/> FSPC-D | <input type="checkbox"/> FSPC-H |

Design and Construction Features

- Proofing cabinets provide humidity and heat needed for yeast products (breads, rolls, etc.) to rise.
- Ability to hold humidity levels up to four hours without refilling reservoir. Adjustable humidity control.
- Patented TEMP-GARD® air flow design (patent #6,847,013 B2).
- 76½" (1943mm) overall height.
- 31⅞" (810mm) "narrow" width.
- Standard units feature 120-volt 20-amp electricity*.
- Aluminum construction on exterior and interior.
- Bottom mounted control panel and heating system removes easily for cleaning or servicing.
- 2000-Watt heating capacity via two elements—one 1000-watt element for heated air, and one 1000-watt element for humidity control—with internal air temperature up to 200°F. 1500-Watt is optional on 120V only.
- High-temperature protection device with caution alarm and auto reset.
- Full 270° open door swing via ⅜" (5mm)-thick heavy duty aluminum hinges with stainless steel pin.
- Positive closing magnetic door latch.
- Standard removable wire slides.
- Units with narrow width and optional wide width* feature 2¼" (57mm) increment slide spacing. Units with optional extended width feature 3" (76mm) increment slide spacing.
- Available in both non-insulated and insulated.
- Insulated units feature identifying color stripe on both sides.
- 8" (2438mm) cord and plug provided.
- Full perimeter bumper on all models.
- Heavy duty 5" (127mm) polymer swivel casters, two with brake.

Digital Control System on all units

- Easy-touch front control panel with membrane switches.
- Liquid Crystal Display (LCD) read-out.
- Digital setting of air temperature.
- Overheat caution alarm.
- Embedded LED technology.
- Upgrade software control.

Certifications / Approvals



New York M.E.A. 245-02-E

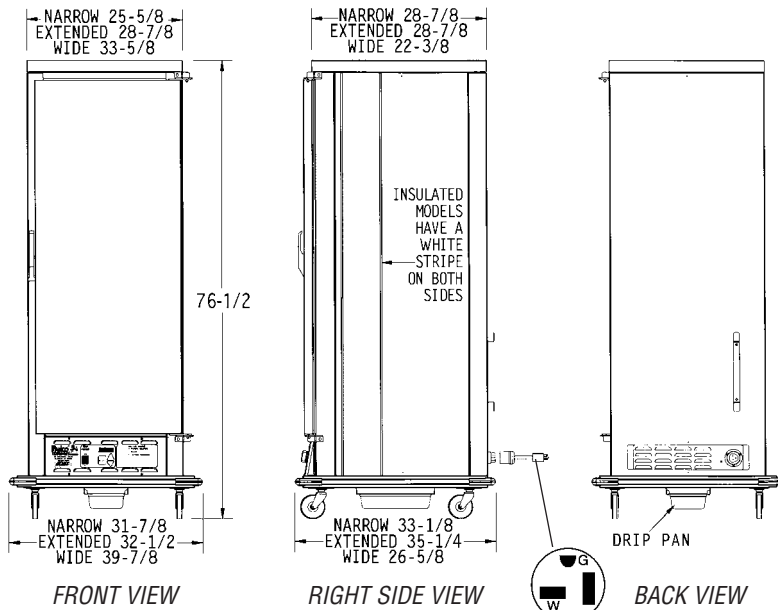


Spec sheets available for viewing, printing or downloading from our online literature library at www.eaglegrp.com

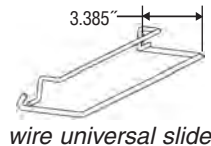
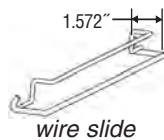


Item No.: _____
 Project No.: _____
 S.I.S. No.: _____

Panco® Transport Proofing Cabinets—Full Size



(See spec sheet #EG60.28 for plug configurations of units with other voltage.)



Maximum Pan Capacities of Full-Size Units

Based on standard slide spacings of:

- 2¼" (57mm) for units with Narrow width or optional Wide width.
- 3" (76mm) for units with optional Extended width.

For information about standard number of slides that come with units, see charts below. Additional slides are required to obtain maximum pan capacity. For information about additional and replacement slides available, see spec sheet #EG60.28.

Cabinet Width	Slide Type	18" x 26" sheet pans	13" x 18" sheet pans	12" x 20" food pans
Narrow	Wire	24	48	n/a
Narrow	Wire Univ'l	24	48	12
Extended	Wire	n/a	n/a	36
Extended	Wire Univ'l	18	36	36
Wide	Wire	24	n/a	n/a
Wide	Wire Univ'l	24	n/a	12

Units with Wire Slides – Comes with 12 pairs of slides.

Max pan capacities: (24) 18" x 26" sheet pans, or (48) 13" x 18" sheet pans.

Non-Insulated Units		Insulated Units		door style	width x depth x height		weight	
model #	quick-order #	model #	quick-order #		in.	mm	lbs.	kg
PCFNSSN-RA2.25-120	FSPC-A	PCFNSSI-RA2.25-120	FSPC-C	solid single door	31½" x 33½" x 76½"	810 x 841 x 1943	229	103.9
PCFNLSN-RA2.25-120	FSPC-B	PCFNLSI-RA2.25-120	FSPC-D	Tuffak® single door	31½" x 33½" x 76½"	810 x 841 x 1943	209	94.8

Units with Wire Universal Slides – Comes with 12 pairs of slides.

Max pan capacities: (24) 18" x 26" sheet pans, (48) 13" x 18" sheet pans, or (12) 12" x 20" x 2½" food pans.

Non-Insulated Units		Insulated Units		door style	width x depth x height		weight	
model #	quick-order #	model #	quick-order #		in.	mm	lbs.	kg
PCFNSSN-RC2.25-120	FSPC-E	PCFNSSI-RC2.25-120	FSPC-G	solid single door	31½" x 33½" x 76½"	810 x 841 x 1943	229	103.9
PCFNLSN-RC2.25-120	FSPC-F	PCFNLSI-RC2.25-120	FSPC-H	Tuffak® single door	31½" x 33½" x 76½"	810 x 841 x 1943	209	94.8

(Note: Dimensions of slides shown above are for slides that fit onto units with "narrow" width, which are listed in the charts above. For units with optional "extended" and "wide" widths, dimensions of slides vary.)

EAGLE GROUP
 100 Industrial Boulevard, Clayton, DE 19938-8903 USA
 Phone: 302-653-3000 • Fax: 302-653-2065
 www.eaglegrp.com

Foodservice Division: Phone 800-441-8440
 MHC/Retail Display Divisions: Phone 800-637-5100

Printed in U.S.A.
 ©2011 by Eagle Group

Rev. 03/11

Spec sheets available for viewing, printing or downloading from our online literature library at www.eaglegrp.com

Although every attempt has been made to ensure the accuracy of the information provided, we cannot be held responsible for typographical or printing errors. Information and specifications are subject to change without notice. Please confirm at time of order.