



Profit from the Eagle Advantage®

Foodservice Division: (800) 441-8440

MHC/Retail Display Divisions: (800) 637-5100

FAX: (302) 653-2065

# Foodservice Product Announcement

## Short Form Specifications

Eagle QuadPLUS™, model \_\_\_\_\_, Polymer shelf mat available with standard wire truss frame or with Quad-Adjust® wire truss frame. Pack of four split sleeves per truss frame. EAGLEgard® hybrid epoxy and Valu-Gard® epoxy finishes offered. Louvered and solid mats available.

Item #:	_____
Model #:	_____
Project #:	_____
SIS #:	_____

EG8153 Rev. 05/12

## Features

- Green polymer shelf mats with choice of epoxy-coated standard wire truss frames or Quad-Adjust® truss frames
- Mats lay securely on top of truss frame or standard wire shelf\*
- Injection-molded polypropylene mats feature MICROGARD® antimicrobial protection
- 800 lb. weight capacity for shelves up to 48", 600 lb. 54" through 72" long - evenly distributed static load
- Louvered and solid mats available
- Easy assembly - no tools required
- Easy cleaning
- Dishwasher-safe
- Truss frames coated with EAGLEgard® hybrid epoxy with MICROGARD® or Valu-Gard® green epoxy finish (other finishes available, consult factory)
- Both style of truss frames can be fitted onto the same shelf unit
- Set of four split sleeves (included with each truss frame) snap onto Eagle's 1"-diameter posts
- Temperature rating: -20°F to 125°F

**\*Polymer shelf mats can also be placed over an existing Eagle wire shelf - order just shelf mats.**


*Another Eagle Advantage*

For custom configuration or fabrication needs, contact our **SpecFAB® Division**.  
Phone: (302) 653-3000. FAX: (302) 653-3091.  
E-mail: [specfab@eaglegrp.com](mailto:specfab@eaglegrp.com)



## Polymer Shelf Mats

*with Wire Truss Frames*



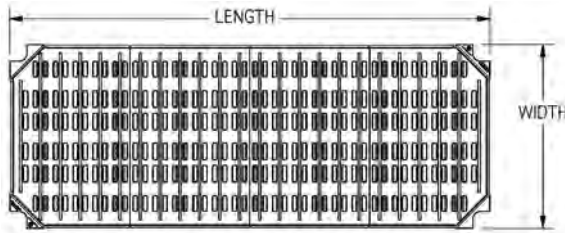
*QuadPLUS™ shown with standard wire truss frame*

- **Versatile**  
*Perfect for a variety of shelving tasks. Truss frames adjustable at 1" increments to accommodate many sizes.*
- **Durable**  
*High-impact polymer will never corrode nor rust. Epoxy coated heavy gauge steel truss frames.*
- **Interchangeable**  
*Standard wire truss frames and Quad-Adjust® truss frames accept QuadPLUS™ Polymer Shelf Mats.*
- **MICROGARD® Antimicrobial Protection**  
*Standard on polymer mats. Contains built-in protection against bacteria, mold and mildew.*

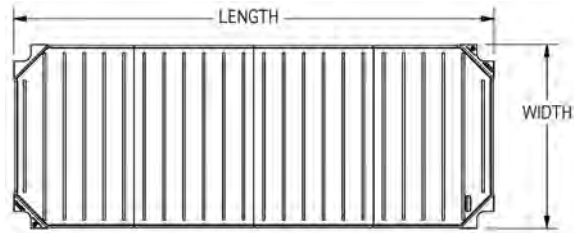




Profit from the Eagle Advantage®



TOP VIEW OF LOUVERED MAT



TOP VIEW OF SOLID MAT

### QuadPLUS™ with Standard Wire Truss Frames -

Includes 1 truss frame and louvered or solid mats.

width x length in. mm		...with EAGLEgard® epoxy finish		...with Valu-Gard® epoxy finish	
		with louvered mats model #	with solid mats model #	with louvered mats model #	with solid mats model #
18" x 24"	457 x 610	QPF-1824E-GL	QPF-1824E-GS	QPF-1824VG-GL	QPF-1824VG-GS
18" x 30"	457 x 762	QPF-1830E-GL	QPF-1830E-GS	QPF-1830VG-GL	QPF-1830VG-GS
18" x 36"	457 x 914	QPF-1836E-GL	QPF-1836E-GS	QPF-1836VG-GL	QPF-1836VG-GS
18" x 42"	457 x 1067	QPF-1842E-GL	QPF-1842E-GS	QPF-1842VG-GL	QPF-1842VG-GS
18" x 48"	457 x 1219	QPF-1848E-GL	QPF-1848E-GS	QPF-1848VG-GL	QPF-1848VG-GS
18" x 54"	457 x 1372	QPF-1854E-GL	QPF-1854E-GS	QPF-1854VG-GL	QPF-1854VG-GS
18" x 60"	457 x 1524	QPF-1860E-GL	QPF-1860E-GS	QPF-1860VG-GL	QPF-1860VG-GS
18" x 72"	457 x 1829	QPF-1872E-GL	QPF-1872E-GS	QPF-1872VG-GL	QPF-1872VG-GS
21" x 24"	533 x 610	QPF-2124E-GL	QPF-2124E-GS	QPF-2124VG-GL	QPF-2124VG-GS
21" x 30"	533 x 762	QPF-2130E-GL	QPF-2130E-GS	QPF-2130VG-GL	QPF-2130VG-GS
21" x 36"	533 x 914	QPF-2136E-GL	QPF-2136E-GS	QPF-2136VG-GL	QPF-2136VG-GS
21" x 42"	533 x 1067	QPF-2142E-GL	QPF-2142E-GS	QPF-2142VG-GL	QPF-2142VG-GS
21" x 48"	533 x 1219	QPF-2148E-GL	QPF-2148E-GS	QPF-2148VG-GL	QPF-2148VG-GS
21" x 54"	533 x 1372	QPF-2154E-GL	QPF-2154E-GS	QPF-2154VG-GL	QPF-2154VG-GS
21" x 60"	533 x 1524	QPF-2160E-GL	QPF-2160E-GS	QPF-2160VG-GL	QPF-2160VG-GS
21" x 72"	533 x 1829	QPF-2172E-GL	QPF-2172E-GS	QPF-2172VG-GL	QPF-2172VG-GS
24" x 24"	610 x 610	QPF-2424E-GL	QPF-2424E-GS	QPF-2424VG-GL	QPF-2424VG-GS
24" x 30"	610 x 762	QPF-2430E-GL	QPF-2430E-GS	QPF-2430VG-GL	QPF-2430VG-GS
24" x 36"	610 x 914	QPF-2436E-GL	QPF-2436E-GS	QPF-2436VG-GL	QPF-2436VG-GS
24" x 42"	610 x 1067	QPF-2442E-GL	QPF-2442E-GS	QPF-2442VG-GL	QPF-2442VG-GS
24" x 48"	610 x 1219	QPF-2448E-GL	QPF-2448E-GS	QPF-2448VG-GL	QPF-2448VG-GS
24" x 54"	610 x 1372	QPF-2454E-GL	QPF-2454E-GS	QPF-2454VG-GL	QPF-2454VG-GS
24" x 60"	610 x 1524	QPF-2460E-GL	QPF-2460E-GS	QPF-2460VG-GL	QPF-2460VG-GS
24" x 72"	610 x 1829	QPF-2472E-GL	QPF-2472E-GS	QPF-2472VG-GL	QPF-2472VG-GS



Standard Collar

### QuadPLUS™ with Quad-Adjust® Truss Frames -

Includes 1 truss frame and louvered or solid mats.

width x length in. mm		...with EAGLEgard® epoxy finish		...with Valu-Gard® epoxy finish	
		with louvered mats model #	with solid mats model #	with louvered mats model #	with solid mats model #
18" x 24"	457 x 610	QPF-QA1824E-GL	QPF-QA1824E-GS	QPF-QA1824VG-GL	QPF-QA1824VG-GS
18" x 30"	457 x 762	QPF-QA1830E-GL	QPF-QA1830E-GS	QPF-QA1830VG-GL	QPF-QA1830VG-GS
18" x 36"	457 x 914	QPF-QA1836E-GL	QPF-QA1836E-GS	QPF-QA1836VG-GL	QPF-QA1836VG-GS
18" x 42"	457 x 1067	QPF-QA1842E-GL	QPF-QA1842E-GS	QPF-QA1842VG-GL	QPF-QA1842VG-GS
18" x 48"	457 x 1219	QPF-QA1848E-GL	QPF-QA1848E-GS	QPF-QA1848VG-GL	QPF-QA1848VG-GS
18" x 54"	457 x 1372	QPF-QA1854E-GL	QPF-QA1854E-GS	QPF-QA1854VG-GL	QPF-QA1854VG-GS
18" x 60"	457 x 1524	QPF-QA1860E-GL	QPF-QA1860E-GS	QPF-QA1860VG-GL	QPF-QA1860VG-GS
18" x 72"	457 x 1829	QPF-QA1872E-GL	QPF-QA1872E-GS	QPF-QA1872VG-GL	QPF-QA1872VG-GS
21" x 24"	533 x 610	QPF-QA2124E-GL	QPF-QA2124E-GS	QPF-QA2124VG-GL	QPF-QA2124VG-GS
21" x 30"	533 x 762	QPF-QA2130E-GL	QPF-QA2130E-GS	QPF-QA2130VG-GL	QPF-QA2130VG-GS
21" x 36"	533 x 914	QPF-QA2136E-GL	QPF-QA2136E-GS	QPF-QA2136VG-GL	QPF-QA2136VG-GS
21" x 42"	533 x 1067	QPF-QA2142E-GL	QPF-QA2142E-GS	QPF-QA2142VG-GL	QPF-QA2142VG-GS
21" x 48"	533 x 1219	QPF-QA2148E-GL	QPF-QA2148E-GS	QPF-QA2148VG-GL	QPF-QA2148VG-GS
21" x 54"	533 x 1372	QPF-QA2154E-GL	QPF-QA2154E-GS	QPF-QA2154VG-GL	QPF-QA2154VG-GS
21" x 60"	533 x 1524	QPF-QA2160E-GL	QPF-QA2160E-GS	QPF-QA2160VG-GL	QPF-QA2160VG-GS
21" x 72"	533 x 1829	QPF-QA2172E-GL	QPF-QA2172E-GS	QPF-QA2172VG-GL	QPF-QA2172VG-GS
24" x 24"	610 x 610	QPF-QA2424E-GL	QPF-QA2424E-GS	QPF-QA2424VG-GL	QPF-QA2424VG-GS
24" x 30"	610 x 762	QPF-QA2430E-GL	QPF-QA2430E-GS	QPF-QA2430VG-GL	QPF-QA2430VG-GS
24" x 36"	610 x 914	QPF-QA2436E-GL	QPF-QA2436E-GS	QPF-QA2436VG-GL	QPF-QA2436VG-GS
24" x 42"	610 x 1067	QPF-QA2442E-GL	QPF-QA2442E-GS	QPF-QA2442VG-GL	QPF-QA2442VG-GS
24" x 48"	610 x 1219	QPF-QA2448E-GL	QPF-QA2448E-GS	QPF-QA2448VG-GL	QPF-QA2448VG-GS
24" x 54"	610 x 1372	QPF-QA2454E-GL	QPF-QA2454E-GS	QPF-QA2454VG-GL	QPF-QA2454VG-GS
24" x 60"	610 x 1524	QPF-QA2460E-GL	QPF-QA2460E-GS	QPF-QA2460VG-GL	QPF-QA2460VG-GS
24" x 72"	610 x 1829	QPF-QA2472E-GL	QPF-QA2472E-GS	QPF-QA2472VG-GL	QPF-QA2472VG-GS



New Quad-Adjust® Collar - allows the addition or removable of a shelf without having to disassemble the entire shelf unit.