



Electrolux

EMPower Gas Fryer 40 lbs 16"

ITEM # _____

MODEL # _____

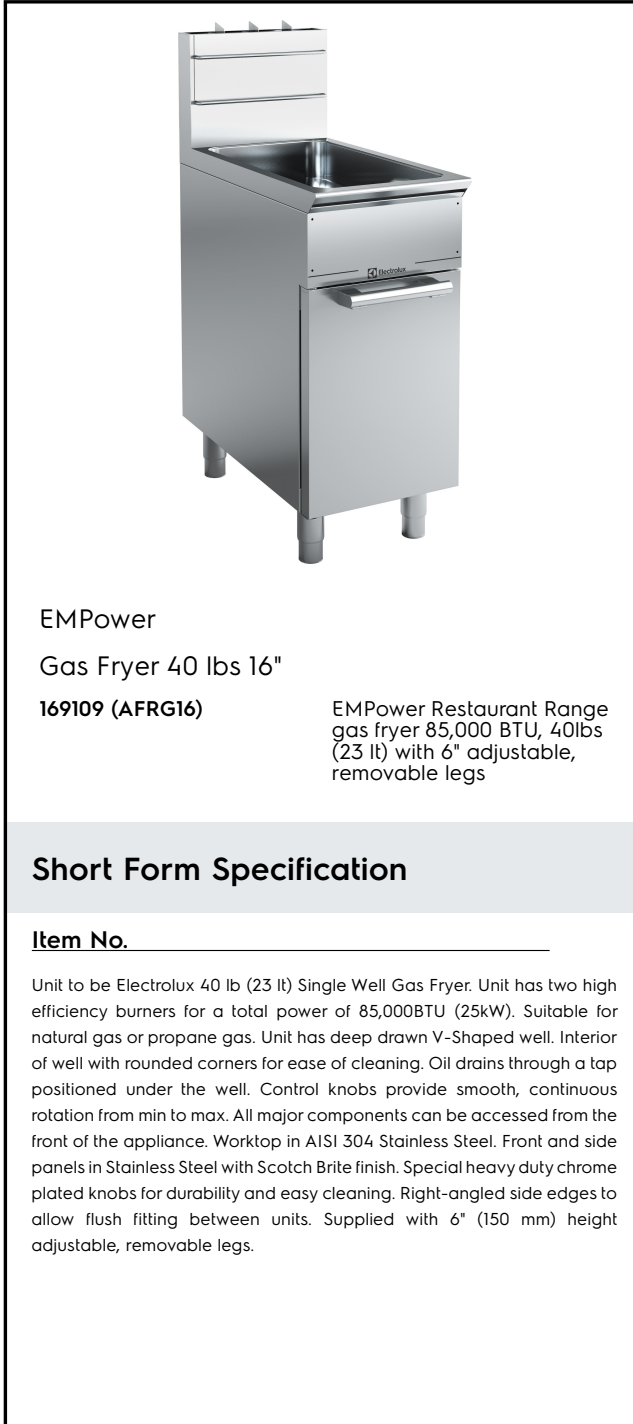
NAME # _____

SIS # _____

AIA # _____



Electrolux



EMPower
Gas Fryer 40 lbs 16"
169109 (AFRG16)

EMPower Restaurant Range gas fryer 85,000 BTU, 40lbs (23 lt) with 6" adjustable, removable legs

Short Form Specification

Item No. _____

Unit to be Electrolux 40 lb (23 lt) Single Well Gas Fryer. Unit has two high efficiency burners for a total power of 85,000BTU (25kW). Suitable for natural gas or propane gas. Unit has deep drawn V-Shaped well. Interior of well with rounded corners for ease of cleaning. Oil drains through a tap positioned under the well. Control knobs provide smooth, continuous rotation from min to max. All major components can be accessed from the front of the appliance. Worktop in AISI 304 Stainless Steel. Front and side panels in Stainless Steel with Scotch Brite finish. Special heavy duty chrome plated knobs for durability and easy cleaning. Right-angled side edges to allow flush fitting between units. Supplied with 6" (150 mm) height adjustable, removable legs.

Main Features

- Unit to be Electrolux 40 lb (23 lt) Single Well Gas Fryer.
- Unit to have two high efficiency burners outside the well for a total power of 85,000 BTU (25 kW).
- Suitable for natural gas or propane gas.
- Oil drains through a tap positioned under the well.
- Supplied with 6" (150 mm) height adjustable, removable legs.
- 100% safety pilot.
- Included Accessories: propane converter kit, pressure regulator and main shut off valve.

Construction

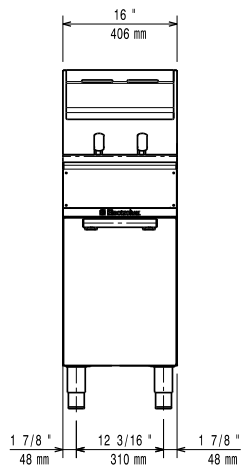
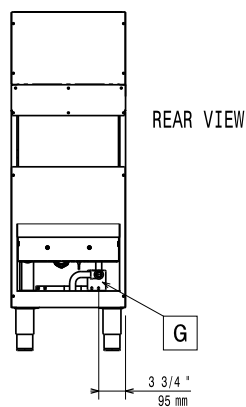
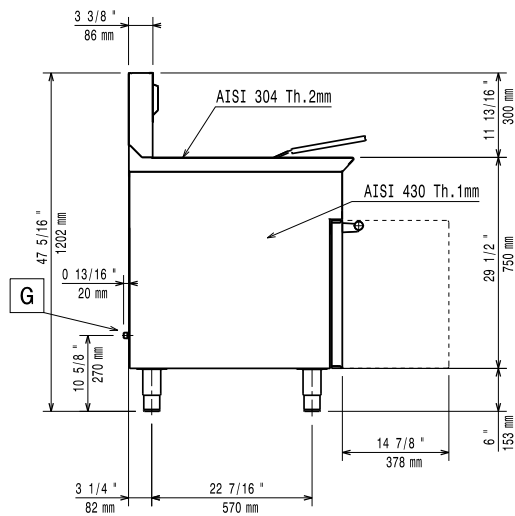
- Unit to have deep drawn V-Shaped well.
- Interior of well with rounded corners for ease of cleaning.
- Control knobs provide smooth, continuous rotation from min to max.
- All major components can be accessed from the front of the appliance for ease of maintenance.
- Worktop in AISI 304 Stainless Steel.
- Front and side panels in Stainless Steel with Scotch Brite finish.
- Special heavy duty chrome plated knobs for durability and easy cleaning.
- The configuration of bezels and knobs provides high level of protection against water infiltrations.
- Right-angled side edges to allow flush fitting between units.

Optional Accessories

- Back shelf for wall installation, 16"unit PNC 169097
- Wheel Kit (4), (2) swiveling with brake PNC 206135
- Sediment Tray for 23 liter fryer PNC 206173
- Extension pipe for oil drainage for fryers PNC 206209
- 2 half size baskets for fryers PNC 927223
- Basket, full-size, for 18 & 23 liter fryers PNC 927226
- Deflector for floured products, 23 liter fryer PNC 960645

APPROVAL: _____

EMPower
Gas Fryer 40 lbs 16"

Front

Top

G = Gas connection
Side

Gas
Gas Power:
169109 (AFRG16) 85000 Btu/hr (25 kW)

Gas Inlet: 3/4"

Key Information:
Net weight: 61 kg
Shipping weight: 72 kg
Shipping height: 1480 mm
Shipping width: 480 mm
Shipping depth: 900 mm
Shipping volume: 0.64 m³

* The rear and side clearances shown on the diagram indicate the minimum distances recommended from the appliance to combustible surfaces.