



Modular Cooking Range Line S90 Gas Solid Top on Open Base C-Board

ITEM # _____

MODEL # _____

PROJECT NAME # _____

SIS # _____

AIA # _____



Modular Cooking Range Line S90 Gas Solid Top on Open Base C-Board

584158 (WLGWAF0000) S90 Gas Solid Top,
open base, c-board,
1 side operation

Short Form Specification

Item No. _____

Unit to be Electrolux S90 Heavy Duty Gas Solid Top on open base. Unit to have raised rear c-board for against the wall or back to back unit installation. Unit shall have joint free large cooking surface with 2 heating areas with individual temperature settings for each zone from as low as 212 °F (100 °C) to as high as 842 °F (450 °C). Large flat cooking surface made of mild steel permits the use of a number of various sized pots and pans, all easily moved across the surface without lifting. Body and open base of unit entirely in 304 stainless steel. Unit shall have heavy duty 304 stainless steel internal frame. Extra strength work top in heavy duty 0.118" (3 mm) stainless steel. "Lasertec" connection system permits units to be connected to each other creating a seamless work top.

Covered by Electrolux Platinum Star® Service Program two-year parts and one-year labor warranty, installation start-up and performance check-up after one year from installation.



Approval: _____

Main features

- Gas heated, 52,000 Btu (15.3 kW) burners, solid top.
- Solid top made of mild steel, smooth pore-free and easy to clean.
- 2 heating zones independently controlled.
- Surface temperature can be regulated with two power levels up to 842 °F (450 °C) for a very high degree of accuracy.
- Joint free large cooking surface.
- Rapid heat up of the plate and continuously ready for use.
- Setting different temperature zones provides a temperature gradient over the plate for different cooking needs.
- Various sizes of pans can be used at the same time due to large surface area with no intermediate sectors.
- Pans can easily be moved from one area to another without lifting.
- Open base compartment for storage of pots, pans, sheet pans etc.
- Heavy duty internal frame in 304 type stainless steel.
- Control parts are protected against water and heat.
- All major components can be accessed from the front for ease of maintenance.
- "Lasertec connection system" creates seamless work top when units are connected to each other.
- Raised rear c-board permits unit to be connected up against the wall for better hygiene.
- Unit delivered with four 7-7/8" (200 mm) legs as standard (all round stainless steel kick plates as option).

Optional Accessories

- Set 4 castors (2 with brake).
- Left side stainless steel 0.118" (3mm) panel.
- Right side stainless steel 0.118" (3mm) panel.
- 5" (130 mm) portioning shelf.
- 7.8" (200 mm) portioning shelf.
- All round stainless steel kick plates.
- Shelf for open base.
- Shelf fixation kit for open base.
- Polinox steel wool for solid top cleaning.

Electrolux Professional, Inc.

www.electroluxusa.com/professional

10200 David Taylor Drive, Charlotte, NC 28262 • Telephone Number: 866-449-4200 • Fax Number: 704-547-7401



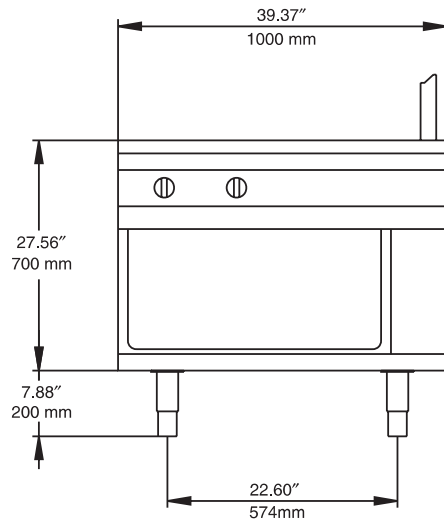
Electrolux

Modular Cooking Range Line
S90 Gas Solid Top on Open Base C-Board

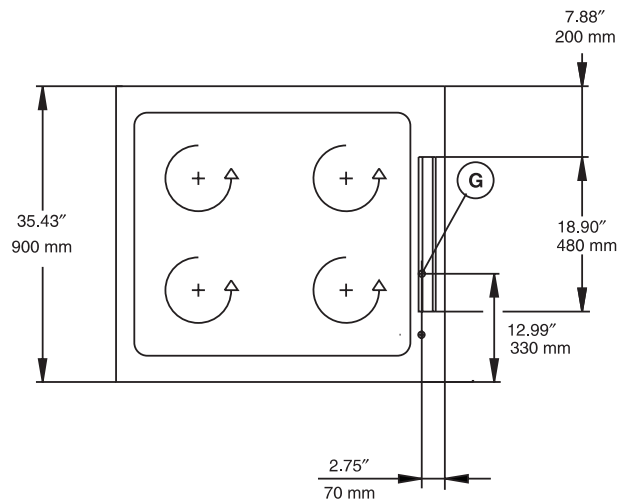


Modular Cooking Range Line S90 Gas Solid Top on Open Base C-Board

Front View

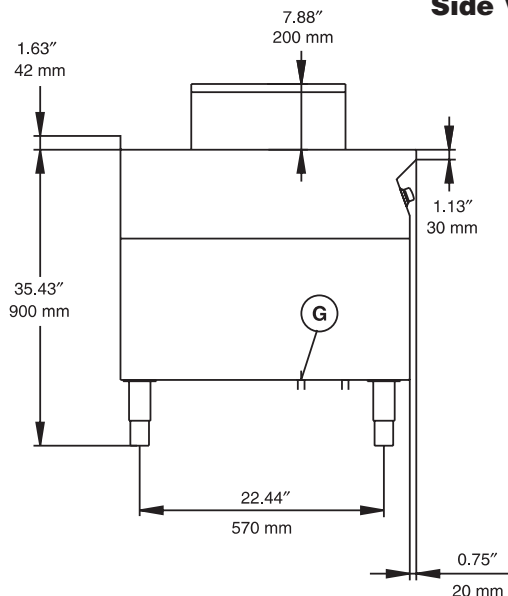


Top View



G = Gas connection

Side View



Gas

Gas Power:	52,000 Btu/hr (15.3 kW)
Gas Type Option:	Butane, Natural Gas, Propane (must be specified when ordered)
Natural Gas Pressure:	7" w.c. (17.7 mbar)
LPG Gas Pressure:	11" w.c. (27.7 mbar)
Gas Inlet:	3/4" NPT

Key Information

Solid top usable surface (width):	30" (840 mm)
Solid top usable surface (depth):	29" (740 mm)
Solid top working temperature:	212 °F (100 °C) MIN
Solid top working temperature:	842 °F (450 °C) MAX
Storage Cavity Dimensions (width):	30-5/16" (770 mm)
Storage Cavity Dimensions (height):	14-1/16" (358 mm)
Storage Cavity Dimensions (depth):	29-1/16" (738 mm)
Net weight:	463 lb (210 kg)
Shipping weight:	507 lb (230 kg)
Shipping width:	47-1/4" (1200 mm)
Shipping height:	43-5/16" (1100 mm)
Shipping depth:	43-5/16" (1100 mm)
Shipping volume:	51.2 cu.ft (1.45 m3)

If appliance is set up or next to or against temperature sensitive furniture or similar, a safety gap off approximately 6" (150 mm) should be maintained or some form of heat insulation fitted.

Modular Cooking Range Line
S90 Gas Solid Top on Open Base C-Board

The company reserves the right to make modifications to the products without prior notice. All information correct at time of printing.

12-17-10