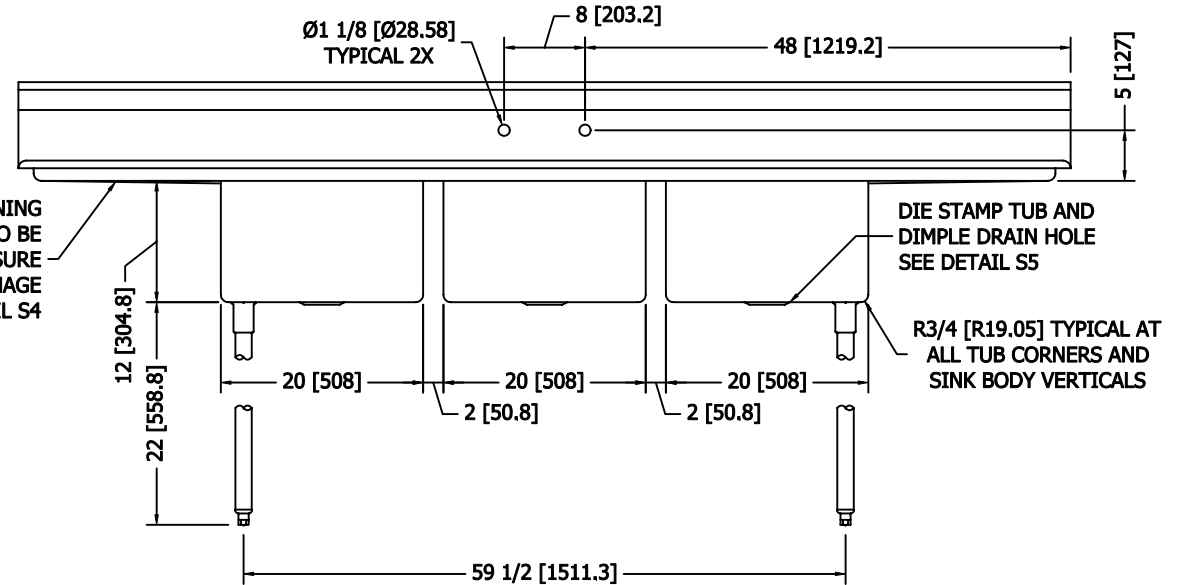
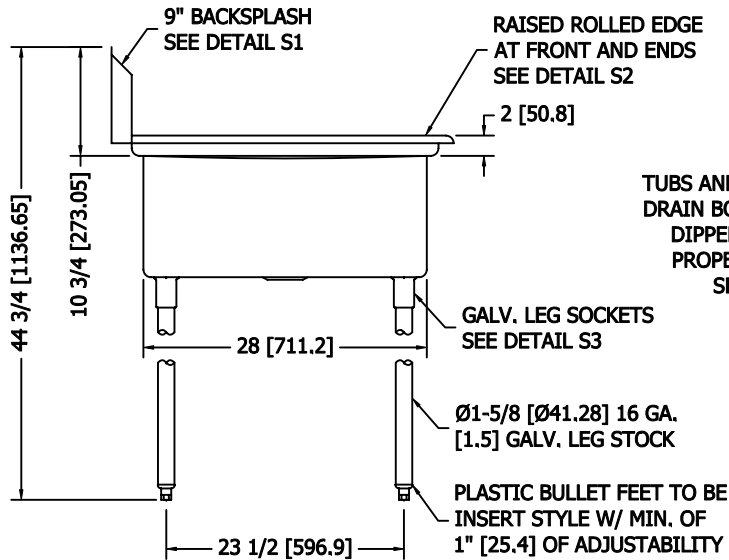
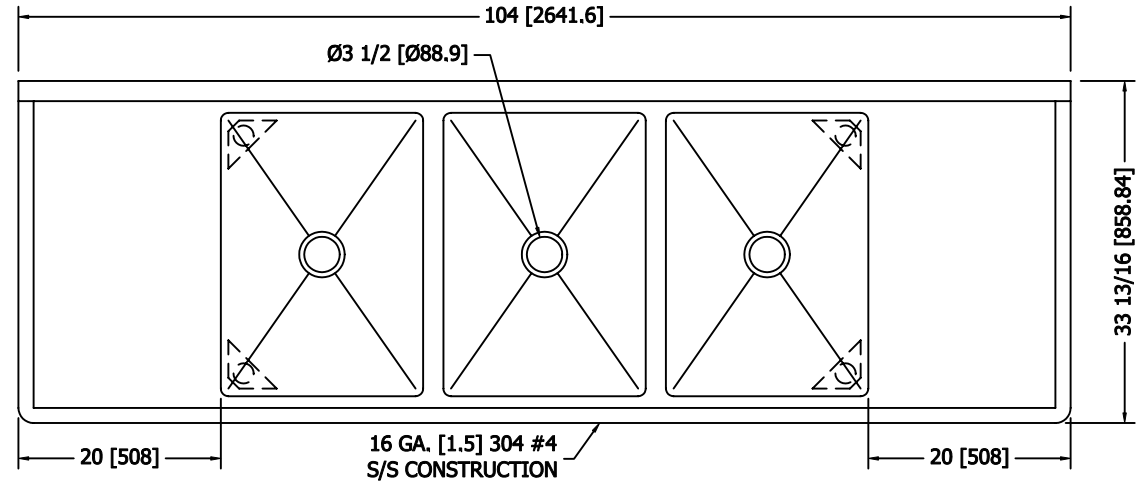


**NOTE:**

1. ALL VISIBLE WELDS TO BE GROUND SMOOTH AND POLISHED TO A MATCHING FINISH.
2. ALL NON-VISIBLE WELDS TO BE GROUND SMOOTH AND PAINTED WITH F.I. APPROVED PAINT
3. ALL EDGES TO BE SMOOTH & FREE FROM BURRS
4. ALL FABRICATION TECHNIQUES AND COMPONENTS TO BE APPROVED BY F.I. PRIOR TO FABRICATION
5. ALL TUBS TO BE DIE-STAMPED MIN. 1/4" TO INSURE PROPER DRAINAGE, ALL DRAIN HOLES TO BE RECESSED A MINIMUM OF 1/8" [3.18]
6. ALL TUBS AND ADJOINING DRAIN BOARDS ARE TO DIPPED A MINIMUM OF 1/4" [6.35] TO INSURE PROPER DRAINAGE (DRAIN BOARD SIDE ONLY)



TUBS AND ADJOINING DRAIN BOARDS TO BE DIPPED TO INSURE PROPER DRAINAGE SEE DETAIL S4

DIE STAMP TUB AND DIMPLE DRAIN HOLE SEE DETAIL S5

R3/4 [R19.05] TYPICAL AT ALL TUB CORNERS AND SINK BODY VERTICALS