

## FEATURES

### Model LK500GN08L2

- One hole dual handle top mount faucet
- Quarter turn ceramic disc cartridge
- Solid brass construction
- Chrome finish
- 2.2 GPM VR aerator with 1.5 and .5 GPM inserts
- Includes spout swing restriction pin

### Model LK500GN08T4

- Same as LK500GN08L2 except with 4" wrist blades handles

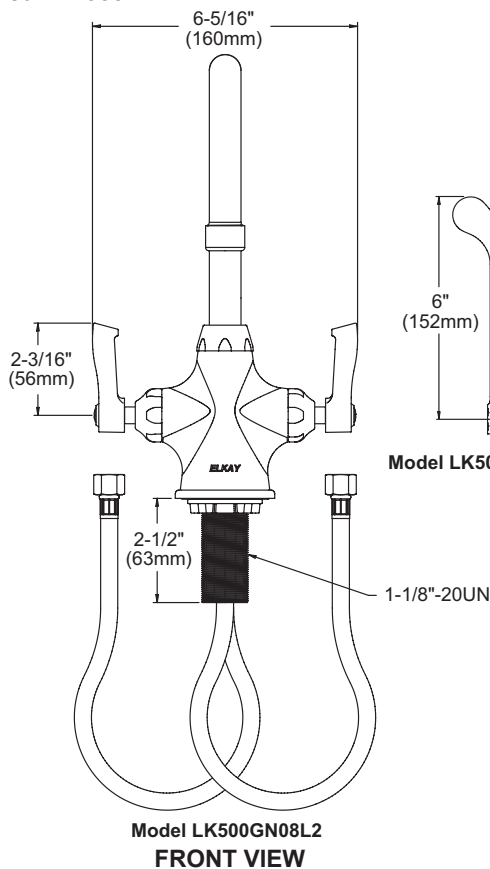
### Model LK500GN08T6

- Same as LK500GN08L2 except with 6" wrist blades handles

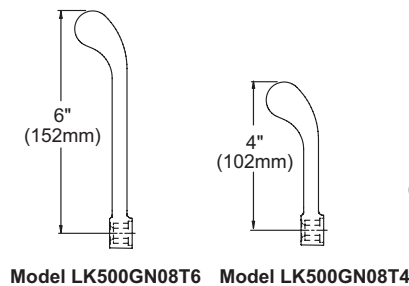
## COMPLIES WITH:

- ASME/ANSI A112.18.1
- CSA B125-01
- NSF/ANSI 61 Annex G
- ADA
- UPC/CUPC
- IAPMO Listed
- Certified AB1953

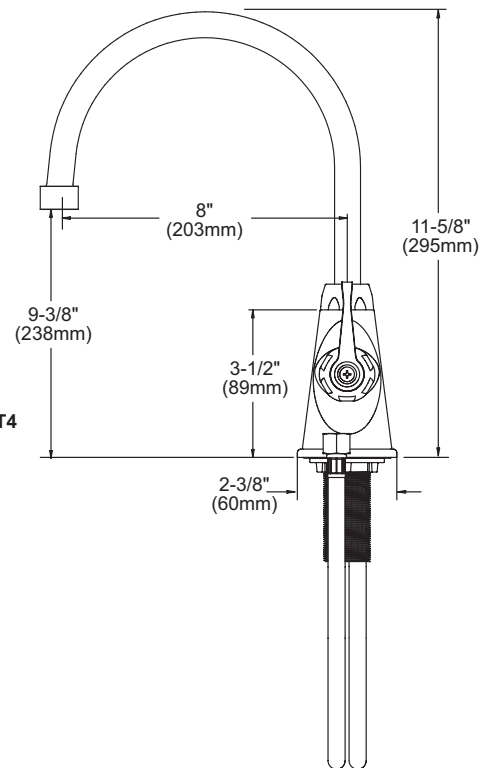
## Concealed Deck Commercial Faucet Models LK500GN08L2, LK500GN08T4, LK500GN08T6



**Model LK500GN08L2  
FRONT VIEW**



**Model LK500GN08T6    Model LK500GN08T4**

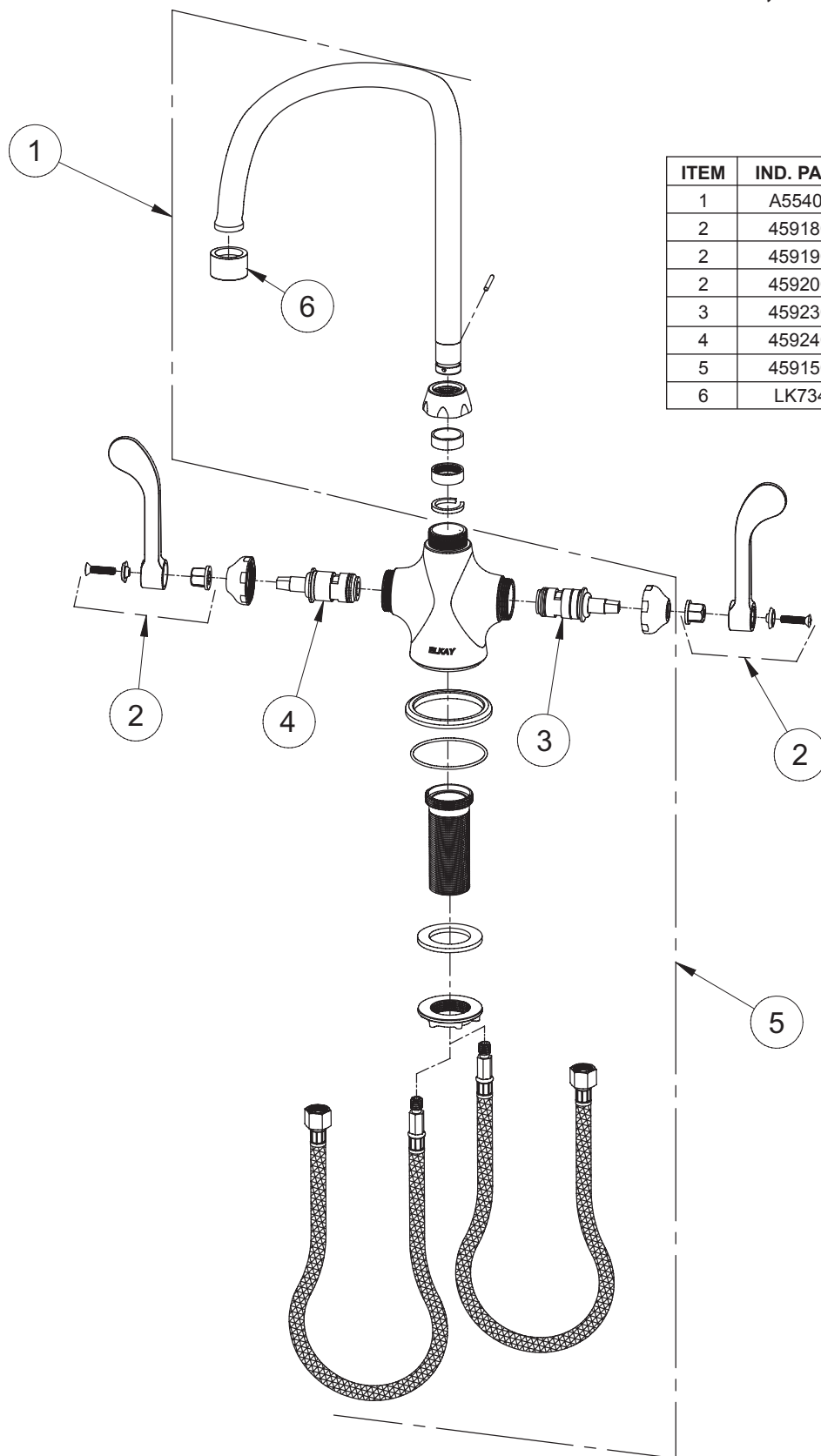


**SIDE VIEW**

Job Name:	Item #:
Notes:	
Architect/Engineer Approval:	Date:

SEE OTHER SIDE FOR REPLACEMENT PARTS

### Concealed Deck Commercial Faucet Models LK500GN08L2, LK500GN08T4, LK500GN08T6



ITEM	IND. PART	DESCRIPTION
1	A55403	Spout
2	45918C	Handle, 2"
2	45919C	Handle, 4"
2	45920C	Handle, 6"
3	45923C	Right Cold Cartridge
4	45924C	Left Hot Cartridge
5	45915C	Body
6	LK734	2.2 GPM VR Aerator