



# PANINI XL

## CONCEPT

### ELECTRIC 14" SQUARE PANINI PRESSES

*When bigger is better ...  
PANINI XL is the choice*

- Fine grain cast iron grooved, smooth and mixed plates
- 14" x 14" work surface with even heat distribution
- Rapid grilling with powerful heating elements
- Top and bottom heat controlled separately
- Thermostatically controlled up to 570°F
- Adjustable spring counter balanced top
- Detachable 2-position front drip tray and scraper
- Removable stainless steel side utensil shelves
- Heavy duty stainless steel base for lasting service

### PANINI XL



#### OPTIONS:

- \* manual 5 minute timer
- \* electronic timer with 3 programmable settings

### GROOVED

208/240 V 120 V



Grooved top and bottom plates  
(shown with electronic timer)

### FLAT

208/240 V 120 V



Smooth top and bottom plates

### MIXED

208/240 V 120 V



Grooved top and smooth  
bottom plates

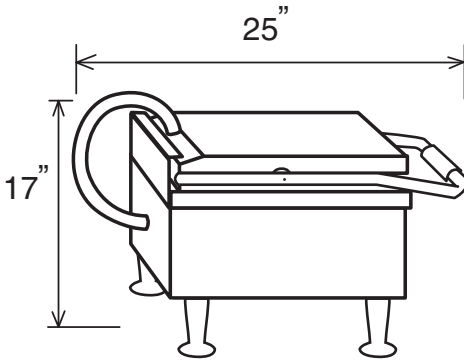
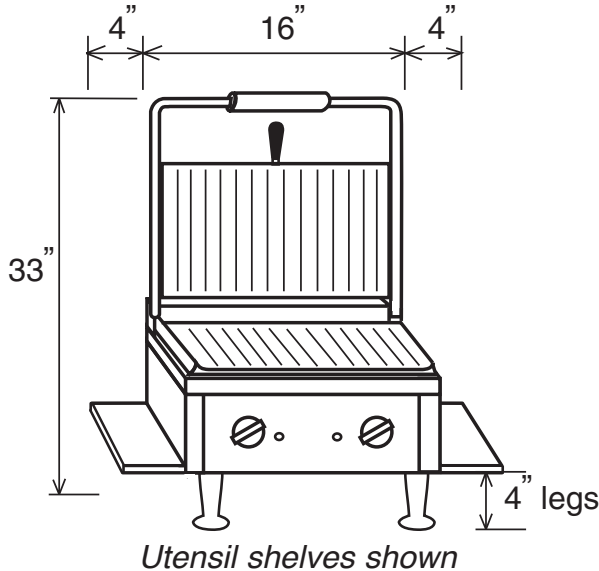


765 WESTMINSTER STREET PROVIDENCE, RI 02903  
TEL: (401)273-3300 FAX: (401)273-3328 E-mail: sales@equipex.com  
www.equipex.com

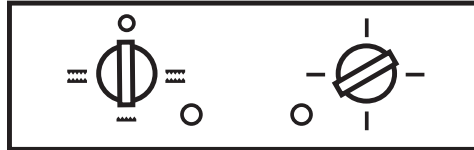





**ELECTRIC PANINI XL PRESSES**



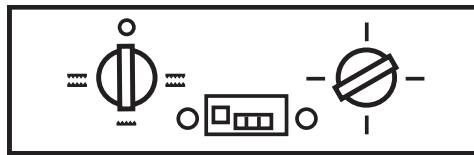
**CONTROL PANEL:**



*Standard: Mode selector switch, regulating thermostat, green and red pilot lights*



*Optional manual 5 minute timer added*



*Optional electronic timer added (3 independent settings with 1-99 minute range)*

**SPECIFICATIONS**

**INSTALLATION CLEARANCE: MINIMUM OF 4" TO COMBUSTIBLE SURFACES FROM BODY (ZERO CLEARANCE FROM UTENSIL SHELVES)**

MODEL	ELECTRICAL	DIMENSIONS	WORK SURFACE	SHIPPING WEIGHT	NEMA PLUG
PANINI XL	208/240V, 1PH 3.6KW, 13/15 Amps	24"Wx25"Dx33"H (including 4" legs) (including (2) 4" side utensil shelves)	14"Wx14"D	135 lbs	6-20 P
PANINI XL/1	120V, 1.75KW 15 Amps				5-15 P

**WARRANTY: Limited one year parts and labor**



765 WESTMINSTER STREET PROVIDENCE, RI 02903  
 TEL: (401)273-3300 FAX: (401)273-3328 E-mail: sales@equipex.com  
 www.equipex.com