



BOTTOM MOUNT REACH-IN FREEZERS

Bottom Mounted Condensing Unit

EB – Series

• EBF1 • EBWF1 • EBWFH2 • EBNF2 • EBF2 • EBF3

Cabinet Construction

Heavy duty stainless steel interior and exterior, and galvanized steel finished top, bottom and back wall of exterior. ABS evaporator drain cover. 2.5" thick high density foamed-in-place polyurethane insulation. Four 4" diameter casters (front casters with brakes). Door heater installation around inside cabinet frame to prevent moisture build-up.

Refrigeration System

- Bottom mounted condensing unit
- Oversized condenser and evaporator coil cools to set and maintain temperature in minimum time period
- Forced-air cooling with dual evaporator fan motors providing balanced airflow throughout cabinet to ensure faster temperature drop
- Environmentally friendly CFC free R-404A refrigerant
- Adjustable, time initiated defrost cycle of 3 to 12 hours with 350 watt heater, both time and temperature terminated for fail-safe backup
- Automatic evaporator fan motor delay on defrost cycle
- Copper tube and aluminum fin evaporator with anti-corrosive coating
- Energy efficient condensate drain pan with wicking pads located at bottom of cabinet
- Pressure relief port located at top of cabinet for rapid re-entry
- Interior airflow backguard to ensure proper air circulation
- Pre-wired and ready to plug, 115V/60Hz/1Ph, NEMA 5-15P, model EBF3 (230V/60Hz/1Ph) without plug

Doors

- Heavy duty stainless steel interior and exterior
- 2.5" thick high density foamed-in-place polyurethane insulation
- Heavy duty adjustable torsion spring self-closing door system
- One piece snap-in magnetic door gasket for easy replacement
- Heavy duty recessed door handles for a flat surface
- Door locks
- Field reversible doors

Lighting

- Safety shielded incandescent interior lighting

Shelving

- Three epoxy coated wire shelves per section
- Stainless steel pilasters and shelf clips

Temperature Control

- Factory preset temperature, -4°F
- Temperature setting range from -10°F to 54°F
- Easy to read digital temperature display
- Easy to program push button temperature control
- Microchip digital monitoring system with a variety of functions to monitor and maintain optimum temperature



EBF1



EBWF1



EBWFH2



EBNF2



EBF2



EBF3

• Project / Customer _____
 • Item No. _____
 • Model No. _____

Warranty

5 Year — Compressor Warranty
 3 Year — Parts & Labor Warranty
 Applicable to units purchased after July 1, 2014



Please visit our website for updated Energy Efficiency information

201 W. Artesia Blvd, Compton, CA 90220
 T. (310) 323-6586, (800) 444-6285 F. (310) 323-7524
www.EVERESTref.com

BOTTOM MOUNT REACH-IN FREEZERS

Bottom Mounted Condensing Unit

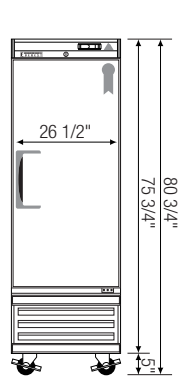
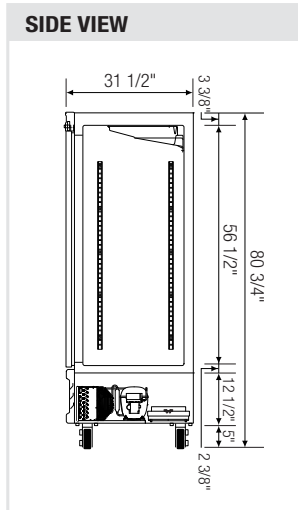


EB – Series

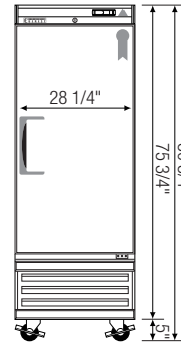
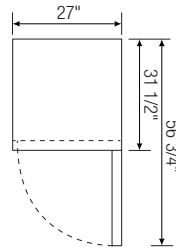
• EBF1 • EBWF1 • EBWFH2 • EBNF2 • EBF2 • EBF3

Dimensions

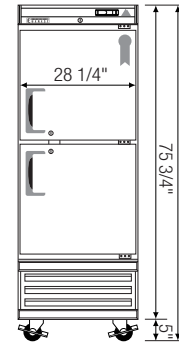
SIDE VIEW



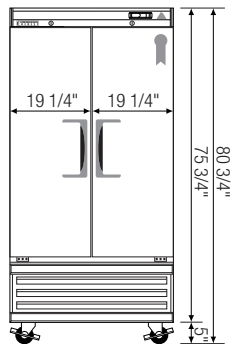
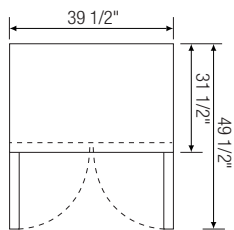
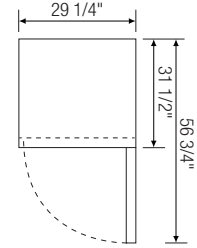
▲ EBF1



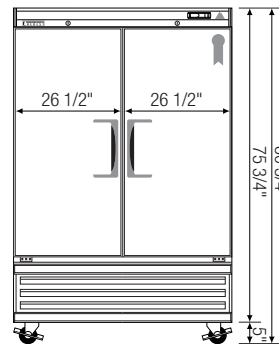
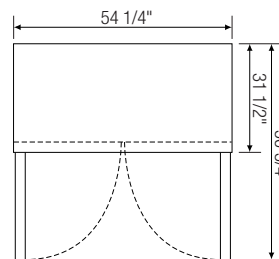
▲ EBWF1



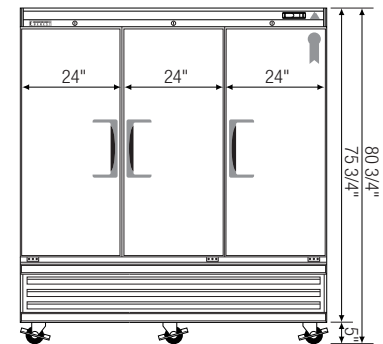
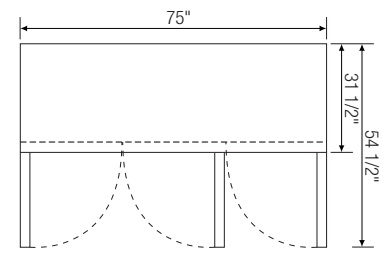
▲ EBWFH2



▲ EBNF2



▲ EBF2



▲ EBF3

Model	Ref/ Fzr/ Dual	# of Doors	Capacity (Cu.Ft.)	HP	Refrigerant	# of Shelves	Power (V-Hz-Ph)	Amps	Crated Weight (LBS)	Exterior Dimensions (Inches)			* Height does not include 5" for caster. Ref = Refrigerator Fzr = Freezer Dual = Ref & Fzr Combo H = Half Door
										L	D	H *	
EBF1	Fzr	1	20	1/2+	R-404A	3	115-60-1	7.59	284	27	31 1/2	75 3/4	
EBWF1	Fzr	1	22	1/2+	R-404A	3	115-60-1	7.68	294	29 1/4	31 1/2	75 3/4	
EBWFH2	Fzr	2(H)	22	1/2+	R-404A	3	115-60-1	7.68	298	29 1/4	31 1/2	75 3/4	
EBNF2	Fzr	2	33	3/4	R-404A	6	115-60-1	8.20	364	39 1/2	31 1/2	75 3/4	
EBF2	Fzr	2	50	1/2+ x 2	R-404A	6	115-60-1	11.52	516	54 1/4	31 1/2	75 3/4	
EBF3	Fzr	3	70	1 1/2 x 1	R-404A	9	230-60-1	7.54	639	75	31 1/2	75 3/4	

Disclaimer: Product dimensions are for general purposes and not absolute value. Slight variations may exist. If dimensions are critical, please contact Everest.

Specifications subject to change without notice.

www.EVERESTref.com

201 W. Artesia Blvd, Compton, CA 90220
T. (310) 323-6586, (800) 444-6285 F. (310) 323-7524