



GLASS DOOR MERCHANDISER REFRIGERATORS

Swing Doors

EM – Series

• EMGR20 • EMGR24 • EMSGR33 • EMSGR48 • EMSGR69

Cabinet Construction

Heavy duty white coated steel for cabinet interior and exterior. High quality stainless steel interior floor with round edges for convenient cleaning. White coated aluminum drain pan. 2.5" thick high density foamed-in-place polyurethane insulation. Adjustable screw legs for leveling. One additional heavy duty adjustable screw leg located at bottom of front cabinet to support weight in the middle for models EMGR69 & EMSGR69.

Refrigeration System

- Bottom mounted condensing unit
- Removable bottom grill and slide-out condensing unit for easy repair and maintenance
- Oversized condenser and evaporator coil cools to set and maintain temperature in minimum time period
- Forced-air cooling with oversized evaporator fan motors providing balanced airflow throughout cabinet to ensure faster temperature drop
- Environmentally friendly CFC free R-134A refrigerant
- Air defrost controlled by thermostat
- Copper tube and aluminum fin evaporator with anti-corrosive coating
- Energy efficient condensate drain pan with wicking pads
- Pre-wired and ready to plug, 115V/60Hz/1Ph, NEMA 5-15P

Doors

- Black PVC door frames
- Low emitting double pane glass system reflects UV rays and improves insulation for maximized energy efficiency

[Swing Doors]

- Heavy duty adjustable torsion spring self-closing door system
- One piece snap-in magnetic door gasket for easy replacement
- Heavy duty die-cast door handles

Lighting

- Safety shielded vertical fluorescent interior lighting with on/off switch

Shelving

- Four epoxy coated wire shelves per section
- Stainless steel pilasters and shelf clips

Temperature Control

- Factory preset temperature, 35°F
- Temperature setting range from 33°F to 41°F
- Easy to set dial thermostat knob

Option

- 2 1/2" and 4" diameter casters (3" and 5" overall height)



EMGR20



EMGR24







EMSGR33



EMSGR48



EMSGR69

<ul style="list-style-type: none"> • Project / Customer _____ • Item No. _____ • Model No. _____ 	<p>Warranty</p> <p>5 Year — Compressor Warranty 3 Year — Parts & Labor Warranty Applicable to units purchased after July 1, 2014</p>      	<p>Please visit our website for updated Energy Efficiency information</p> <p>201 W. Artesia Blvd, Compton, CA 90220 T. (310) 323-6586, (800) 444-6285 F. (310) 323-7524 www.EVERESTref.com</p>
---	--	--

GLASS DOOR MERCHANDISER REFRIGERATORS

Swing Doors

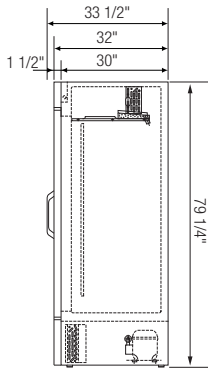


EM – Series

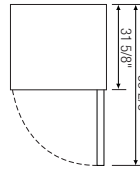
• EMGR20 • EMGR24 • EMSGR33 • EMSGR48 • EMSGR69

Dimensions

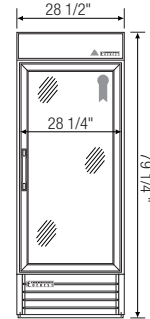
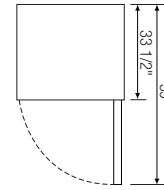
SIDE VIEW



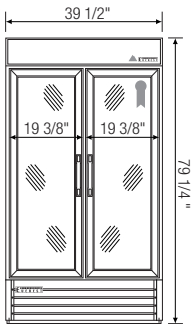
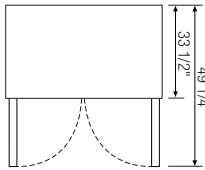
All Swing Door Units



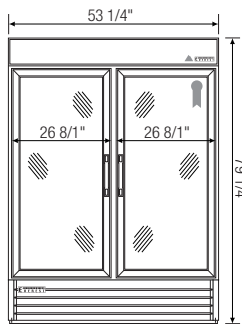
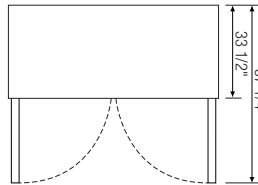
▲ EMGR20



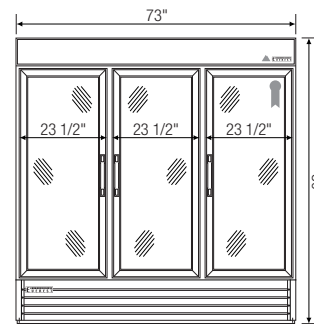
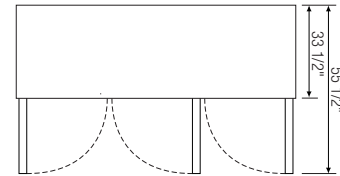
▲ EMGR24



▲ EMSGR33



▲ EMSGR48



▲ EMSGR69

Model	Ref/ Fzr/ Dual	# of Doors	Capacity (Cu.Ft.)	HP	Refrigerant	# of Shelves	Power (V-Hz-Ph)	Amps	Crated Weight (LBS)	Exterior Dimensions (Inches)			* Exterior depth of swing door units include 1 1/2" of door handle Ref = Refrigerator Fzr = Freezer Dual = Ref & Fzr Combo
										L	D	H	
EMGR20	Ref	1(Swing)	20	1/3	R-134A	3	115-60-1	4.02	308	26 3/8	32 1/2 *	79 1/4	
EMGR24	Ref	1(Swing)	24	1/3	R-134A	4	115-60-1	4.07	311	28 1/2	33 1/2 *	79 1/4	
EMSGR33	Ref	2(Swing)	33	1/3	R-134A	8	115-60-1	4.16	401	39 1/2	33 1/2 *	79 1/4	
EMSGR48	Ref	2(Swing)	48	1/2	R-134A	8	115-60-1	9.00	485	53 1/4	33 1/2 *	79 1/4	
EMSGR69	Ref	3(Swing)	69	1/2	R-134A	12	115-60-1	11.00	670	73	33 1/2 *	80	

Disclaimer: Product dimensions are for general purposes and not absolute value. Slight variations may exist. If dimensions are critical, please contact Everest.

Specifications subject to change without notice.

www.EVERESTref.com

201 W. Artesia Blvd, Compton, CA 90220
T. (310) 323-6586, (800) 444-6285 F. (310) 323-7524