



UPRIGHT REACH-IN GLASS DOOR REFRIGERATORS

Top Mounted Condensing Unit

ES – Series

• ESGR1 • ESGR2 • ESGWR2 • ESGR3

Cabinet Construction

Heavy duty stainless steel interior and exterior, and galvanized steel finished top, bottom and back wall of exterior. ABS evaporator drain cover. 2.5" thick high density foamed-in-place polyurethane insulation. Four 4" diameter casters (front casters with brakes). Door heater installation around inside cabinet frame to prevent moisture build-up.

Refrigeration System

- Self-contained condensing unit located at top of cabinet for high performance
- Oversized condenser and evaporator coil cools to set and maintain temperature in minimum time period
- Forced-air cooling with dual evaporator fan motors providing balanced airflow throughout cabinet to ensure faster temperature drop
- Environmentally friendly CFC free R-134A refrigerant
- Adjustable, time initiated defrost cycle of 3 to 12 hours with 350 watt heater, both time and temperature terminated for fail-safe backup
- Automatic evaporator fan motor delay on defrost cycle
- Copper tube and aluminum fin evaporator with anti-corrosive coating
- Energy efficient condensate drain pan located at bottom of cabinet constructed of anodized aluminum
- Two pressure relief ports located at exterior back wall and top of cabinet for rapid re-entry
- Interior airflow backward to ensure proper air circulation
- Pre-wired and ready to plug, 115V/60Hz/1Ph, NEMA 5-15P

Doors

- Grey PVC door frames
- Low emitting double pane glass system reflects UV rays and improves insulation for maximized energy efficiency
- Heavy duty adjustable torsion spring self-closing door system
- One piece snap-in magnetic door gasket for easy replacement
- Heavy duty die-cast door handles
- Field reversible doors (*available from 2013 models*)

Lighting

- Safety shielded vertical LED interior lighting with on/off switch for energy saving, less heat generation and enhanced illumination

Shelving

- Four epoxy coated wire shelves per section
- Stainless steel pilasters and shelf clips

Temperature Control

- Factory preset temperature, 35°F
- Temperature setting range from 33°F to 41°F
- Easy to read digital temperature display
- Easy to program push button temperature control
- Microchip digital monitoring system with a variety of functions to monitor and maintain optimum temperature



ESGR1



ESGR2



ESGWR2



ESGR3

<ul style="list-style-type: none"> • Project / Customer _____ • Item No. _____ • Model No. _____ 	<p>Warranty</p> <p>2 Year — Parts & Labor 5 Year — Compressor</p>	<p>Please visit our website for updated Energy Efficiency information</p> <p>201 W. Artesia Blvd, Compton, CA 90220 T. (310) 323-6586, (800) 444-6285 F. (310) 323-7524 www.EVERESTref.com</p>	
---	--	--	--

UPRIGHT REACH-IN GLASS DOOR REFRIGERATORS

Top Mounted Condensing Unit

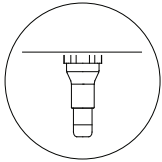


EVEREST
REFRIGERATION

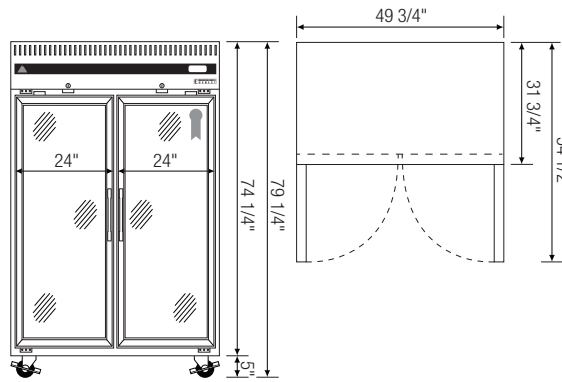
ES – Series

• ESGR1 • ESGR2 • ESGWR2 • ESGR3

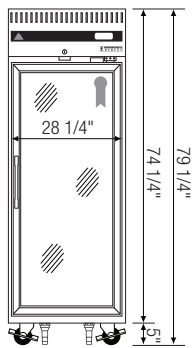
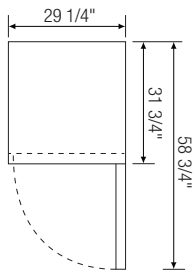
Dimensions



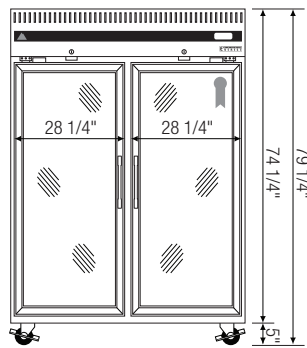
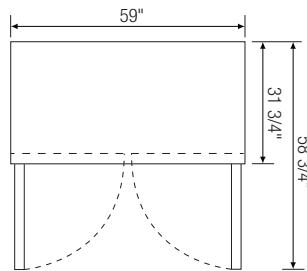
Two additional front adjustable stainless steel clad ABS legs for model ESGR1 to prevent movement of unit when opening and closing a door, and one additional leg for model ESGR3 to support weight in the middle



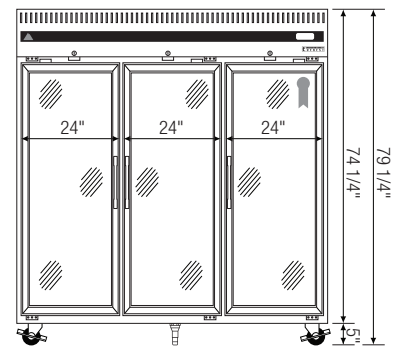
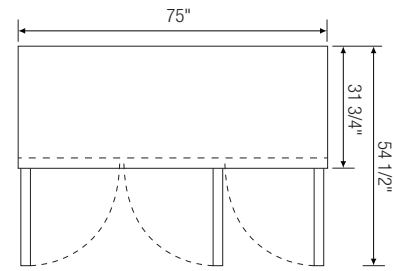
▲ ESGR2



▲ ESGR1



▲ ESGWR2



▲ ESGR3

Model	Ref/ Fzr/ Dual	# of Doors	Capacity (Cu.Ft.)	HP	Refrigerant	# of Shelves	Power (V-Hz-Ph)	Amps	Crated Weight (LBS)	Exterior Dimensions (Inches)			* Height does not include 5" for caster. Ref = Refrigerator Fzr = Freezer Dual = Ref & Fzr Combo
										L	D	H*	
ESGR1	Ref	1	23	1/3	R-134A	3	115-60-1	4.47	311	29 1/4	31 3/4	74 1/4	
ESGR2	Ref	2	48	1/3+	R-134A	6	115-60-1	7.57	430	49 3/4	31 3/4	74 1/4	
ESGWR2	Ref	2	55	1/3+	R-134A	6	115-60-1	8.35	478	59	31 3/4	74 1/4	
ESGR3	Ref	3	71	1/3+ x 2	R-134A	9	115-60-1	9.49	644	75	31 3/4	74 1/4	

Specifications subject to change without notice.

www.EVERESTref.com

201 W. Artesia Blvd, Compton, CA 90220
T. (310) 323-6586, (800) 444-6285 F. (310) 323-7524