

JOB NAME: QUANTITY: ITEM NO.:

PRODUCT NAME:
SIERRA LEVER WASTE VALVE

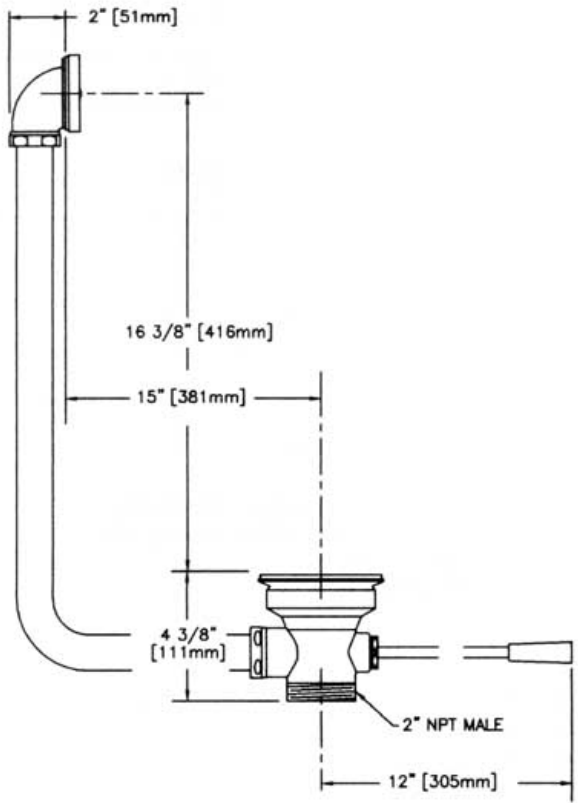
SPECIAL CONFIGURATION
 (CHECK BASE MODEL AND OPTIONS)
 MODEL:
 24805 WITH FLAT STRAINER
 & 14" X 18" OVERFLOW

OPTIONS OR MODIFICATIONS:
 OTHER _____

FEATURES:
 • 3 1/2" SINK OPENING
 • 2" DRAIN OPENING
 • CAST BRONZE BODY AND WORKING PARTS
 • CHROME PLATED BODY AND WORKING PARTS
 • FLAT STRAINER
 • CSA CERTIFIED

DRAIN RATE:
 • 12 GPM

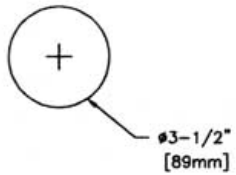
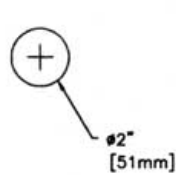
SHIPPING WEIGHT
 • 6.2 LBS



ROUGH-IN:

OVERFLOW:

DRAIN:



ANSI/A112.18.1M