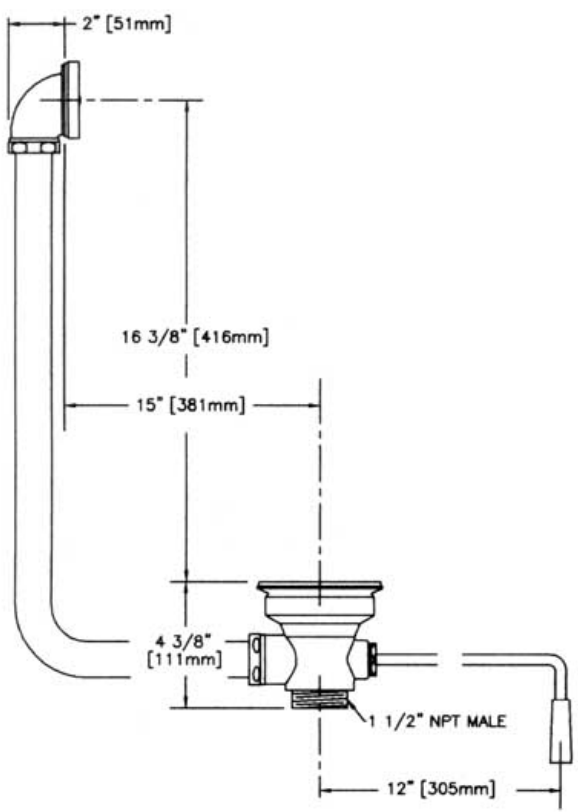


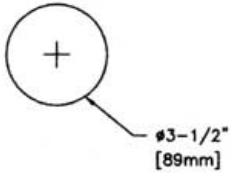
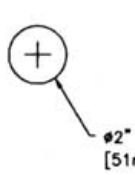
JOB NAME: _____ **QUANTITY:** _____ **ITEM NO.:** _____



ROUGH-IN:

OVERFLOW:

DRAIN:



PRODUCT NAME:
SIERRA TWIST WASTE VALVE

_____ SPECIAL CONFIGURATION
(CHECK BASE MODEL AND OPTIONS)

MODEL:
 24872 WITH FLAT STRAINER
& 14" X 18" OVERFLOW


OPTIONS OR MODIFICATIONS:

 OTHER _____

- FEATURES:**
- * 3 1/2" SINK OPENING
 - * 1 1/2" DRAIN OPENING
 - * CAST BRONZE BODY AND WORKING PARTS
 - * CHROME PLATED BODY AND WORKING PARTS
 - * FLAT STRAINER
 - * CSA CERTIFIED

DRAIN RATE:
* 12 GPM

SHIPPING WEIGHT
* 6.4 LBS

 ANSI/A112.18.1M