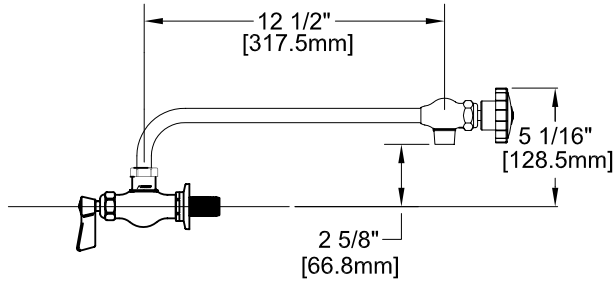
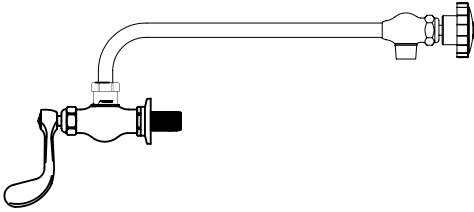


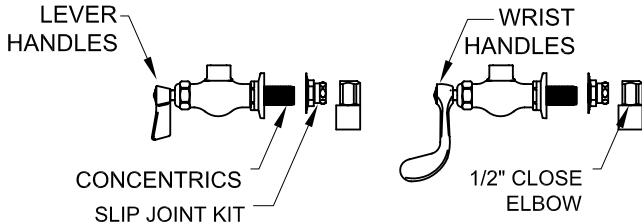
SINGLE FAUCET W/ LEVER HANDLES



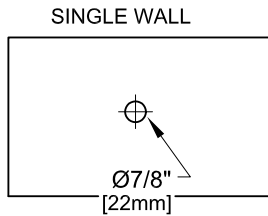
SINGLE WALL FAUCET W/ WRIST HANDLES



SINGLE WALL FAUCET



ROUGH-IN:



ANSI/A112.18.1-2005

PRODUCT NAME:

STAINLESS STEEL
SINGLE WALL FAUCET

MODEL:

- 54712 W/ 12" CONTROL SWING SPOUT W/ LEVER HANDLES
- 58912 W/ 12" CONTROL SWING SPOUT W/ WRIST HANDLES

FEATURES

CONTROL VALVE

- * SINGLE WALL MOUNT
- * CONCENTRICS OR ECCENTRICS
- * STAINLESS STEEL CONSTRUCTION
- * SWIVELLING SEAT DISKS
- * HOT SIDE STEM - RIGHT HAND
- * COLD SIDE STEM - LEFT HAND
- * LEVER HANDLES OR WRIST HANDLES
- * 1/2" CLOSE ELBOWS
- * CONTROL SWING SPOUT

SYSTEM LIMITS

- * TEMP: 40°F MIN. TO 140°F MAX.
- * 5 GPM @ 60 PSI

SHIPPING WEIGHT

- * 6.0 LBS

* NSF 61-9 APPROVED & LISTED

www.truesdail.com

FISHER

FISHER MANUFACTURING COMPANY

TOLL FREE: 800-421-6162 - FAX: 800-832-8238

information@fisher-mfg.com - www.fisher-mfg.com