

PRODUCT NAME: STAINLESS STEEL UTILITY SPRAY WALL MOUNT

MODEL: 71048 STAINLESS STEEL SINGLE WALL UTILITY SPRAY

FEATURES

- CONTROL VALVE
- \* SINGLE WALL
  - \* STEM - RIGHT HAND
  - \* SWIVELLING SEAT DISK
  - \* HOT AND COLD INDEX BUTTONS
  - \* STAINLESS STEEL SEAT
  - \* STAINLESS STEEL SEAT SCREW
  - \* STAINLESS STEEL HANDLE SCREW

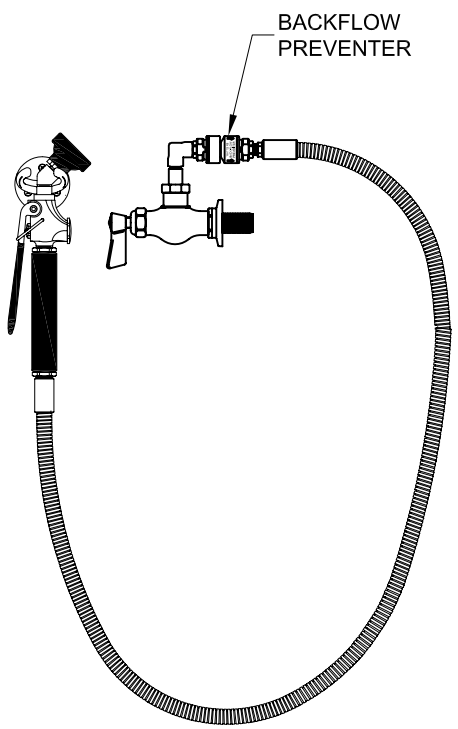
- HOSE
- \* 60" LENGTH
  - \* STAINLESS STEEL END FITTINGS
  - \* STAINLESS STEEL EXTERNAL JACKET
  - \* 3-PLY FIBER REINFORCED INTERNAL RUBBER HOSE
  - \* REPAIRABLE IN-FIELD WITH SIMPLE TOOLS

- UTILITY SPRAY VALVE
- \* NOZZLE THREADED INTO VALVE
  - \* SHOWER SPRAY PATTERN
  - \* 45° ANGLED HEAD
  - \* BRONZE HANDLE - NOT PLASTIC - MEANS FULL "ON"
  - \* FITS ALL BRANDS
  - \* 1.15 GPM AT 60 PSI

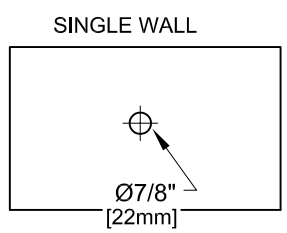
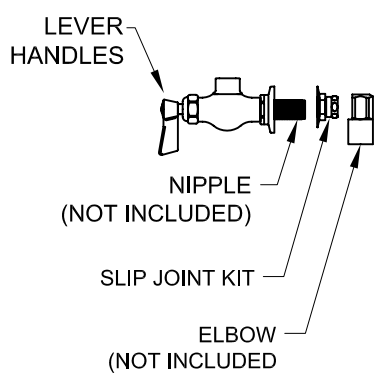
- SWIVEL ELBOW
- \* 360° TURNING RADIUS

- SYSTEM LIMITS
- \* TEMP: 40°F MIN. TO 140°F MAX.
  - \* PRESSURE: 200 PSI MAX. STATIC

- SHIPPING WEIGHT
- \* 6.5 LBS



ROUGH-IN:



ANSI/A112.18.1-2005

**FISHER**  
 FISHER MANUFACTURING COMPANY  
 TOLL FREE: 800-421-6162 - FAX: 800-832-8238  
 information@fisher-mfg.com - www.fisher-mfg.com