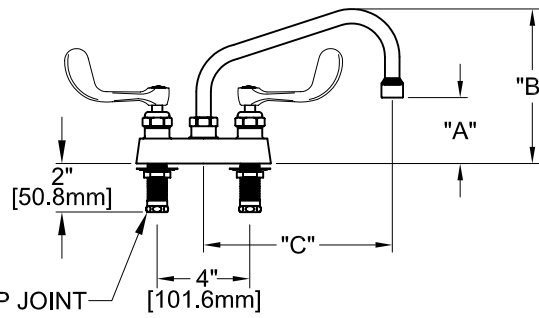
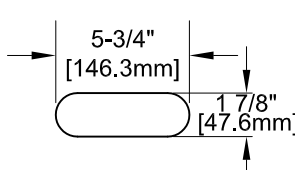
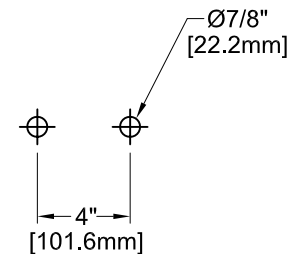




APPLICATION:		PRODUCT NAME: 4" C/C DECK FAUCET																													
JOB NAME:		<input type="checkbox"/> SPECIAL CONFIGURATION <input type="checkbox"/> CHECK BASE MODEL AND OPTIONS																													
QUANTITY:	ITEM NO.	MODEL:																													
 <p>1/2" SLIP JOINT</p>		<input type="checkbox"/> 91545 W/ 6" SWING SPOUT <input type="checkbox"/> 94536 W/ 8" SWING SPOUT <input type="checkbox"/> 90840 W/ 10" SWING SPOUT <input type="checkbox"/> 92975 W/ 12" SWING SPOUT <input type="checkbox"/> 45632 W/ 14" SWING SPOUT <input type="checkbox"/> 45640 W/ 16" SWING SPOUT																													
		OPTIONS OR MODIFICATIONS:																													
		<input type="checkbox"/> SUPPLY LINES (24" OR 36") CIRCLE LENGTH <input type="checkbox"/> DJ SUB-ASSY (7-1/4" OR 13") CIRCLE LENGTH <input type="checkbox"/> VANDAL RESISTANT KIT <input checked="" type="checkbox"/> HANDLES (CROSS OR <u>WRIST</u>) CIRCLE STYLE <input type="checkbox"/> OTHER _____																													
		FEATURES:																													
FOOTPRINT: 		<ul style="list-style-type: none"> * 4" C/C DECK MOUNT * SWIVELING SEAT DISKS * HOT SIDE STEM - RIGHT HAND * COLD SIDE STEM - LEFT HAND * STAINLESS STEEL SEATS * STAINLESS STEEL SEAT SCREWS * STAINLESS STEEL HANDLE SCREWS * 1/2" SLIP JOINT KIT 																													
<table border="1" style="width: 100%; border-collapse: collapse; text-align: center;"> <thead> <tr> <th>MODEL</th> <th>DIM "A"</th> <th>DIM "B"</th> <th>DIM "C"</th> </tr> </thead> <tbody> <tr> <td>3510</td> <td>2-3/8" [60.3mm]</td> <td>6" [152.4mm]</td> <td>6" [152.4mm]</td> </tr> <tr> <td>3511</td> <td>2-5/8" [66.7mm]</td> <td>6-1/2" [165.1mm]</td> <td>8" [203.2mm]</td> </tr> <tr> <td>3512</td> <td>3-1/4" [82.6mm]</td> <td>7" [177.8mm]</td> <td>10" [254.0mm]</td> </tr> <tr> <td>3513</td> <td>3-7/8" [98.4mm]</td> <td>7-1/2" [190.5mm]</td> <td>12" [304.8mm]</td> </tr> <tr> <td>3514</td> <td>4-1/2" [114.3mm]</td> <td>8-3/8" [212.7mm]</td> <td>14" [355.6mm]</td> </tr> <tr> <td>1635</td> <td>5-1/8" [130.2mm]</td> <td>9" [228.6mm]</td> <td>16" [406.4mm]</td> </tr> </tbody> </table>		MODEL	DIM "A"	DIM "B"	DIM "C"	3510	2-3/8" [60.3mm]	6" [152.4mm]	6" [152.4mm]	3511	2-5/8" [66.7mm]	6-1/2" [165.1mm]	8" [203.2mm]	3512	3-1/4" [82.6mm]	7" [177.8mm]	10" [254.0mm]	3513	3-7/8" [98.4mm]	7-1/2" [190.5mm]	12" [304.8mm]	3514	4-1/2" [114.3mm]	8-3/8" [212.7mm]	14" [355.6mm]	1635	5-1/8" [130.2mm]	9" [228.6mm]	16" [406.4mm]	SYSTEM LIMITS * TEMP: 40°F MIN. TO 140°F MAX. * PRESSURE 200 PSI MAX. STATIC * 2.20 GPM AT 80 PSI SHIPPING WEIGHT *4.75 LBS	
MODEL	DIM "A"	DIM "B"	DIM "C"																												
3510	2-3/8" [60.3mm]	6" [152.4mm]	6" [152.4mm]																												
3511	2-5/8" [66.7mm]	6-1/2" [165.1mm]	8" [203.2mm]																												
3512	3-1/4" [82.6mm]	7" [177.8mm]	10" [254.0mm]																												
3513	3-7/8" [98.4mm]	7-1/2" [190.5mm]	12" [304.8mm]																												
3514	4-1/2" [114.3mm]	8-3/8" [212.7mm]	14" [355.6mm]																												
1635	5-1/8" [130.2mm]	9" [228.6mm]	16" [406.4mm]																												
ROUGH-IN: 		 <p>FISHER MANUFACTURING COMPANY TOLL FREE: 800-421-6162 - FAX: 800-832-8238 information@fisher-mfg.com - www.fisher-mfg.com</p>																													
 ANSI/A112.18.1M																															