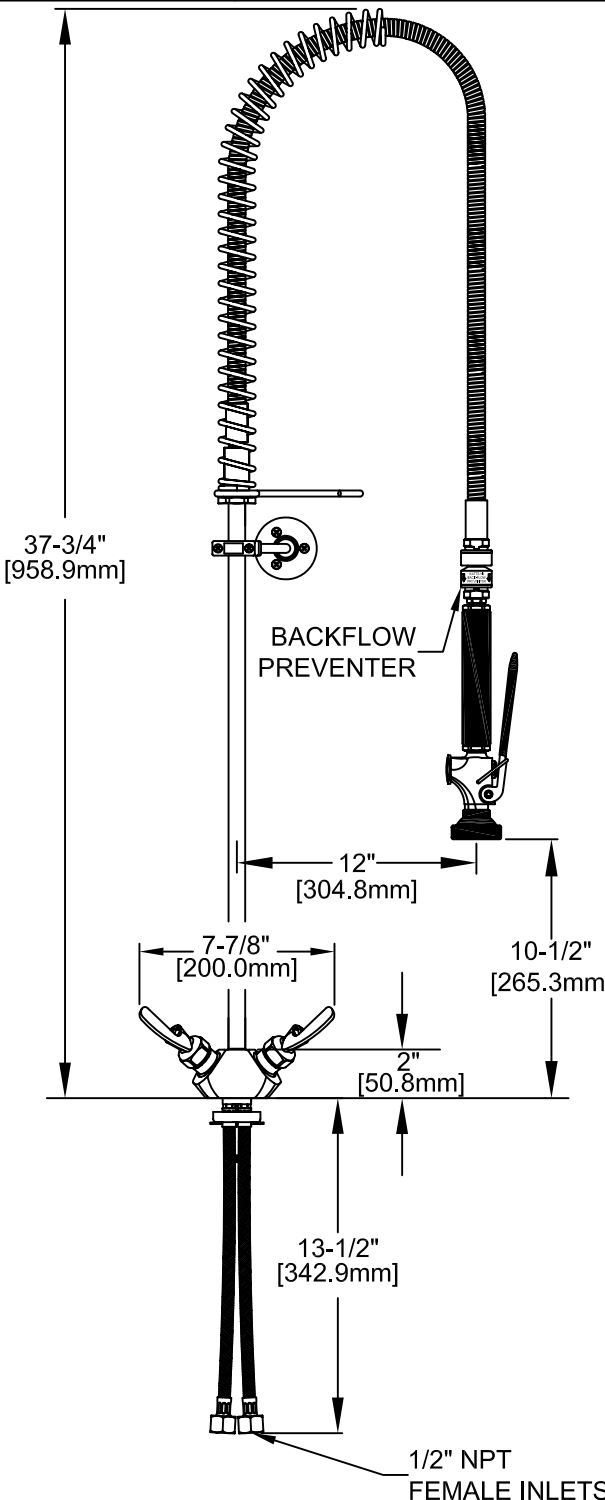
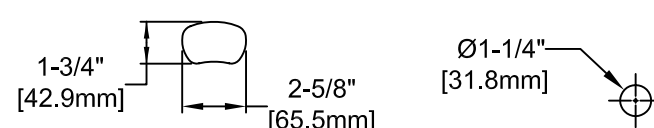
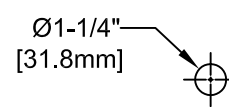



APPLICATION:		PRODUCT NAME: PRE-RINSE SPRING STYLE SINGLE DECK DUAL CONTROL	
JOB NAME:		■ <u>99775</u> SPECIAL CONFIGURATION (CHECK BASE MODEL AND OPTIONS)	
QUANTITY:	ITEM NO.:	MODEL: ■ 2110-WB ULT SPRAY VALVE w/WALL BRACKET □ 2110 ULT SPRAY VALVE, NO WALL BRACKET	
		OPTIONS OR MODIFICATIONS: <input type="checkbox"/> SUPPLY LINES (24" OR 36") CIRCLE LENGTH <input type="checkbox"/> ADD-ON FAUCET (6",8",10",12",14",16") CIRCLE LGTH ■ BACKFLOW PREVENTER <input type="checkbox"/> BRUSH <input type="checkbox"/> VANDAL RESISTANT KIT ■ HANDLES (CROSS OR WRIST) CIRCLE STYLE <input type="checkbox"/> OTHER _____	
		FEATURES: CONTROL VALVE * SINGLE DECK, DUAL CONTROL * INTERNAL SPRING LOADED CHECK VALVES * SWIVELING SEAT DISKS * HOT SIDE STEM - RIGHT HAND * COLD SIDE STEM - LEFT HAND * STAINLESS STEEL SEATS * STAINLESS STEEL SEAT SCREWS * STAINLESS STEEL HANDLE SCREWS * STAINLES STEEL BRAIDED INLET HOSES HOSE * 36" LENGTH * STAINLESS STEEL END FITTINGS * STAINLESS STEEL EXTERNAL JACKET * 3-PLY FIBER REINFORCED INTERNL RUBBER HOSE * REPAIRABLE IN FIELD WITH SIMPLE TOOLS ULTRA SPRAY VALVE * 1.6 GPM @ 80 PSI ENERGY EFFICIENT NOZZLE * BRONZE HANDLE - NOT PLASTIC - MEANS FULL "ON" * FITS ALL BRANDS WALL BRACKET * ADJUSTS FROM 2" TO 12" SYSTEM LIMITS * TEMP: 40°F MIN. TO 140°F MAX. STATIC * PRESSURE: 200 PSI MAX. STATIC * SHIPPING WEIGHT: 12.0 LBS	
FOOTPRINT:			
ROUGH-IN:			
ANSI/A112.18.1M		 FISHER MANUFACTURING COMPANY TOLL FREE: 800-421-6162 - FAX: 800-832-8238 information@fisher-mfg.com - www.fisher-mfg.com	