










# Options and accessories for ice storage and transport systems

Ice handling accessories that make ice transport – convenient, sanitary, faster, easier and safer for employees.

ICE CARTS AND TOTES™ ICE CARRIER ACCESSORY ORDERING GUIDELINES					
✓ = May be ordered separately    n/r = Not recommended for use with model					
	SmartCART™ 75	SmartCART™ 125	SmartCART™ 240	Cambro Cart - ICS125L	Totes
					
	Perfect for moving small quantities of ice to manually fill storage receptacles. 75 lb (34 kg) capacity. Includes 3 Totes ice carriers.	Fully insulated poly with 125 lb (57 kg) capacity and flip-up lid makes an excellent working cart for portable bars.	Fully insulated poly with removable lid. 240 lb (109 kg) capacity for transporting large quantities of ice.	Fully insulated poly with slide back lid with 125 lb (57 kg) capacity. Perfect for sliding under bars.	Comfortable handle, easy distribution of ice from longer side. Limits lifted load to 25 lbs (12 kg). Set of 6.
	21.5"Wx34"Dx39"H (547x801x991 mm)	22.5"Wx28.3"Dx33.5"H (572x718x851 mm)	24.25"Wx41.5"Dx35.75"H (616x1054x908 mm)	23"Wx31.3"Dx29.25"H (585x801x743 mm)	7.125"Wx15.625"Dx15"H (181x423x381 mm)
<b>Bin Model</b>	Item# 00112771 Ship wt – 53 lbs (24 kg)	Item# LSC125 Ship wt – 60 lbs (27 kg)	Item# ROTOCART Ship wt – 75 lbs (34 kg)	Item# ICS125L Ship wt – 70 lbs (32 kg)	Item# ABICETOTP Ship wt – 34 lbs (16 kg)
Slope Front	✓	✓	✓	✓	✓
Single Door Upright	✓	✓	✓	✓	✓
Double Door Upright	✓	✓	✓	✓	✓
Single Door Ice•Device™	✓	✓†	n/r	✓†	✓
Double Door Ice•Device	✓	✓†	n/r	✓†	✓
ITS - Ice Transport System	n/r	n/r	✓	n/r	✓

† Requires use of the 4" (102 mm) chute (item# ABDVCHUT4).

ICE BAGGING ACCESSORY ORDERING GUIDELINES				
✓ = May be ordered separately    n/r = Not recommended for use with model				
	Bagger Kit	8 lb Ice Bag	20 lb Ice Bag	C-ring plier and C-ring
				
	Bagger kit includes bagger assembly, tape dispenser with tape and 250 plastic bags of 10 lb (4.5 kg) capacity.	250 bags per wicket – 4 wickets per case. 1.25 mil. poly bag.	125 bags per wicket – 4 wickets per case. 2.25 mil. poly bag.	Bostitch P-7 C-ring plier for bag closure. Automatic C-ring feed.
	11"W x 13.63"D x 29"H (280 x 347 x 737mm)	10.5"W x 4"D x 19"H (267 x 483 x 102mm)	14"W x 4.5"D x 27"H (267 x 483 x 102mm)	7.5"W x 1"D x 3.625"H (191 x 93 x 56mm)
<b>Bin Model</b>	Item# ABBAGGERKT Ship wt – 20 lbs (9 kg)	Item# 00116434 Ship wt – 16 lbs (11 kg)	Item# 00138370 Ship wt – 25 lbs (15 kg)	Item# 00137711 Ship wt. – 1 lb (0.5 kg)
				Aluminum blunt-end C-rings for use with Bostitch P-7 C-ring plier. 2500 per box.
				Item# 00137729 Ship wt – 2 lbs (1 kg)
Slope Front	✓	n/r	n/r	n/r
Single Door Ice•Device†	✓	n/r	n/r	n/r
Double Door Ice•Device†	✓	n/r	n/r	n/r
Ice Pro™	n/r	✓	✓	✓




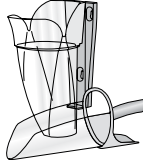

† Requires use of the 4" (102 mm) chute (item# ABDVCHUT4).

# Options and accessories for ice storage and transport systems

Patent(s) pending

## SHOVEL, SCOOP AND PADDLE ACCESSORY ORDERING GUIDELINES

✓ = May be ordered separately n/r = Not recommended for use with model

	Paddle		Rake		Shovel	64 oz (1.9 L) Scoop	82 oz (2.4 L) Scoop
							
	High density poly paddle breaks ice bridges with ease.		Draws ice to front of bin for easier access. Vinyl handle, aluminum shaft, stainless steel rake head.		Heavy duty poly construction. Efficient removal of ice from bin.	San Jamar Saf-T-Ice <sup>*</sup> Guardian scoop system. Minimizes contact with ice, includes storage rack for scoop.	Large poly scoop for manual removal of ice from bins.
	<b>46.5" (1182 mm)</b> Item# ABICEPADDL46 Ship wt – 6 lbs (3 kg)		<b>38" (965 mm)</b> Item# AB36RAKE Ship wt – 3 lbs (1 kg)		<b>37" (940 mm)</b> Item# ABICSHOVEL Ship wt – 9 lbs (4 kg)	<b>64 oz (1.9 L)</b> Item# 00146365L Ship wt – 6 lbs (3 kg)	<b>82 oz (2.4 L)</b> Item# ABICESCOOP Ship wt – 3 lbs (1 kg)
	<b>58.5" (1488 mm)</b> Item# ABICEPADDL Ship wt – 6 lbs (3 kg)		<b>50" (1270 mm)</b> Item# ABICERAKE Ship wt – 3 lbs (1 kg)				
<b>Bin series</b>	<b>46.5"</b>	<b>58.5"</b>	<b>38"</b>	<b>50"</b>			
Slope Front	✓	n/r	n/r	n/r	n/r	✓	✓
Single Door Upright	✓	n/r	✓	n/r	✓	✓	✓
Double Door Upright	n/r	✓	n/r	✓	✓	✓	✓
Single Door Ice•Devlce	✓	n/r	✓	n/r	n/r	✓	✓
Double Door Ice•Devlce	n/r	✓	n/r	✓	n/r	✓	✓
Ice Transport System	n/r	✓	n/r	✓	✓	✓	✓
Ice Pro	n/r	n/r	n/r	n/r	n/r	n/r	n/r

\* Saf-T-Ice is a registered trademark of San Jamar, a division of the Coleman Group, Inc. in the United States.

## STAINLESS STEEL LEG ACCESSORY ORDERING GUIDELINES

✓ = May be ordered separately n/r = Not recommended for use with model

	6" with flanged feet set of (4) Item# ABSPECLEG3 Ship wt – 6 lbs (3 kg)	8" with stabilizer set of (4) Item# AB8INLEGSS Ship wt – 10 lbs (5 kg)	10" with flanged feet set of (4) Item# 00151647 Ship wt – 15 lbs (7 kg)	12" set of (4) Item# ABSPECLEG1 Ship wt – 7 lbs (3 kg)
<b>Bin Model</b>				
Slope Front	✓	✓	✓	✓
Single Door Upright	✓	✓	✓	n/r
Double Door Upright	✓	✓	n/r	n/r
Single Door Ice•Devlce	n/r	n/r	✓	n/r
Double Door Ice•Devlce	n/r	n/r	n/r	n/r
ITS - Ice Transport System	n/r	n/r	n/r	n/r

Ice•Devlce, Ice Pro, SmartCART and Totes are trademarks of Follett Corporation.

Follett is a registered trademark of Follett Corporation, registered in the US.

Follett reserves the right to change specifications at any time without obligation. Certifications may vary depending on country of origin.