



HEAVY-DUTY HOT PLATES



STANDARD EXTERIOR FINISH

Stainless Steel: Stainless Steel: Front, landing ledge and sides.
Control Knobs: Durable, cool to the touch knobs.

HOT PLATE TOP

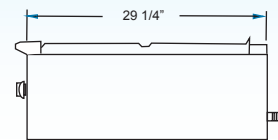
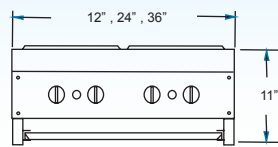
Open Burners: 35,000 or 40,000 BTU/hr. cast iron burners with lift-off burner heads. No gaskets, no screws. One standing pilot for each burner for instant ignition.
Burner Grates: 12" x 12" sections lift-off, heavy duty cast iron. Cast-in bowl directs heat upward.
Drip Pan: Full width removable drip pan.

OPTIONAL ITEMS


40,000 BTU/hr. burner available upon request. Stainless steel stand; casters (front two are locking); quick disconnect and flexible gas hose. 4" adjustable legs.

Heavy-duty Hot Plates


Standard features include heavy-duty cast iron burners with liftoff burner heads, full width drip pan, stainless steel front, landing ledge and sides.



2 Burners



4 Burners



6 Burners

GAS

Manifold pressure is 5.0" W.C. for natural gas or 10.0" for propane gas. Manifold size 3/4" NPT. Specify type of gas and elevation if over 2,000 ft.

CLEARANCE

For use only on non-combustible surfaces. Legs or stands are required for non-combustible floors. Provide 0" clearance from non-combustible surfaces and 8" from back, 10" from sides from combustible surfaces.

Model	TSHP-2-12	TSHP-4-24	TSHP-6-36
Burners	2	4	6
Total BTU	70000	140000	210000
Packaging Weight	85 lbs.	150 lbs.	220 lbs.
Dimensions	29 1/4" x 12" x 11"	29 1/4" x 24" x 11"	29 1/4" x 36" x 11"
Item #	25829	25830	25831



Mississauga, Ontario, Canada

Niagara Falls, New York, USA

Tel: (905) 828-0234 Toll-Free: 1-800-465-0234 Fax: (905) 607-0234 Email: sales@omcan.com

www.omcan.com