



PROJECT:	MODEL:	QUANTITY:	ITEM NO:
----------	--------	-----------	----------

# PROOFER/HEATER ETC CABINETS

## Proofing Module for 18" x 26" Trays and Pans

### "ETC-1826-PH SERIES"



ETC-1826-9PH

### NON-INSULATED

Economy, non-insulated cabinet with E-Z removable proofer/heater module.




- Non-Insulated Cabinet
- Insulated Door
- Removable Proofer/Heater Module
- 18" x 26" Tray Rack, Fixed Spacings

R E M O V A B L E

**PROOFER HEATER**



With removable water pan secured by strap that doubles as handle



REMOVABLE  
PROOFER/HEATER  
MODULE

Where non-insulated units are required and/or a Removable Heat System is desired, FWE offers this self-contained heat system. The amount of warmed moisture in the cabinet is regulated by the control dial with settings marked "Low" to "High". The cabinet temperature is regulated by the control dial with settings from 90°F to 190°F. To "Proof", add water to the water pan at the Medium High setting and maintain the cabinet at 95°F. If dry heat is needed for other holding applications, **it does not harm the unit to be used either wet or dry – unlike other competitive products.**

Durable stainless steel takes the abuse of transport applications and allows for sanitary maintenance. Casters are mounted to reinforcement plates for added durability and take the impact over thresholds. Built tough from stainless steel for continuous demanding use.

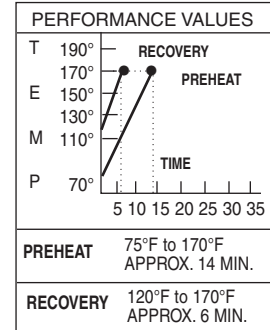
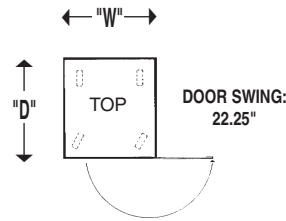
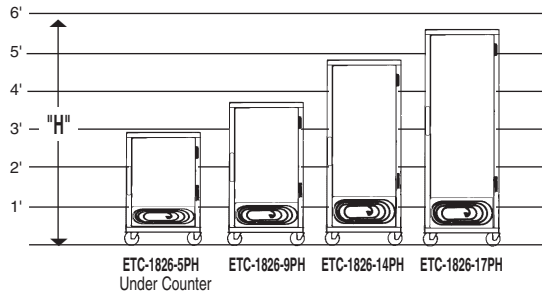
- ◇ Removable proofer/heater system
- ◇ Separate controls for heat and humidity
- ◇ All stainless steel
- ◇ All welded construction - no rivets
- ◇ Tubular stainless steel welded base frame
- ◇ Heavy-duty polyurethane casters
- ◇ Removable, oversized humidity reservoir
- ◇ Heavy-duty hinges
- ◇ Positive close door latch
- ◇ Hi-temp door gasket
- ◇ Removable tray rack assembly at fixed 3" spacings
- ◇ Recessed hand grips
- ◇ Insulated door
- ◇ Two year limited warranty



PROJECT:	MODEL:	QUANTITY:	ITEM NO:
----------	--------	-----------	----------

# SPECIFICATIONS:

# PROOFER/HEATER ETC CABINETS



\* Values are for mid-size model listed.

MODEL NUMBER	CAPACITIES [A]		OVERALL EXTERIOR DIMENSIONS IN. (mm)			Consult Factory for SHIPPING CLASS			
	3" FIXED SPACING TRAY / PAN CAPACITY	18" x 26" BAGUETTE FRENCH BREAD FORMS	HIGH "H"	DEEP "D"	WIDE "W"	NO. OF DOORS	CASTER SIZE	SHIP WT. LBS. (KG)	CUBIC FEET (m <sup>3</sup> )
ETC-1826-5PH Under Counter	5 - 18" x 26" trays / pans	5	33.5" (851)	30.25" (768)	22" (559)	1	5"	165 (75)	12.90 (.36)
ETC-1826-9PH	9 - 18" x 26" trays / pans	9	44.5" (1130)	30.25" (768)	22" (559)	1	5"	195 (88)	17.13 (.48)
ETC-1826-14PH †	14 - 18" x 26" trays / pans	14	60.5" (1537)	30.25" (768)	22" (559)	1	5"	235 (106)	23.30 (.66)
ETC-1826-17PH †	17 - 18" x 26" trays / pans	17	69.25" (1759)	30.25" (768)	22" (559)	1	5"	260 (117)	26.67 (.75)

[A] Tray rack assembly accommodates: (1) 18" x 26" tray and / or pan or (1) Baguette/French Bread Form 18" x 26" .

- Dutch Doors [add "D"] are 2 half size doors available on the full-size models. †
- See-thru Lexan Door [add "L"] is available on all model sizes.

#### Removable Proofer/Heat System:

Overall exterior dimensions: Height: 6" (152mm) / Depth: 19" (483mm) / Width: 18.25" (540mm) / Weight: 23 lbs (10kg)

ELECTRICAL DATA		
VOLTS	120	220-240
WATTS	2200	4270
AMPS	18.3	17.8
HERTZ	50 / 60	50 / 60
PHASE	Single	Single
PLUG USA	5-20P	6-20P
PLUG CANADA	5-30P	6-30P

Dedicated circuit

**CONSTRUCTION.** Heliarc welded, single unit construction of 18-gauge stainless steel; Welded tubular base frame shall be 1" square, heavy gauge stainless steel tubing, with 10-gauge stainless steel reinforcing plates at corners and fittings.

**DOORS AND LATCHES.** Flush mounted, stainless steel insulated doors. High temperature gasket sealed; gasket shall be cabinet mounted. Each door shall have two (2) heavy-duty edgemount die cast hinges. Door latch shall be edgemounted, full grip, and positive closing. The hinge and latch mountings are reinforced with stainless steel backing plates.

**HANDLES.** Full-size, form-fitting recessed hand grips shall be mounted on each side of cabinet.

**CASTERS.** Maintenance free polyurethane tire casters in a configuration of two (2) rigid and two (2) swivel with brake. Casters shall have a reinforced yoke mounted to 10-gauge caster plate. The caster mounting plate shall be secured to a 10-gauge stainless steel reinforcing stress

plate via welded in place stainless steel studs. The reinforcing stress plates shall be welded to the heavy gauge tubular frame of the unit.

**TRAY RACK ASSEMBLY.** Unitized tray rack assembly shall be heavy gauge stainless steel, channels fixed in place at 3" spacings. Assemblies are designed to accommodate one (1) 18" x 26" tray. Removable stainless steel uprights shall easily lift off heavy-duty stainless steel supports without the use of tools.

**REMOVABLE PROOFER/HEATER SYSTEM AND CONTROLS.** Forced air heating system shall be completely removable for convenience and sanitation. System shall include two (2) separate long life Incoloy nickel-chromium alloy heating elements; separate, adjustable controls shall be provided for each function: One to control the interior air temperature, and one to control the interior air moisture with hydro immersion waterbath. A stainless steel water reservoir shall be

removable for ease of cleaning/sanitation. System shall have a Hi-Temp, self-lubricated, impedance protected fan-cooled blower motor for moist air distribution. Controls shall include adjustable air temperature control (to 190°F), adjustable moisture control (Low to High), 20 amp ON/OFF power switch, operational range thermometer.

**ELECTRICAL CHARACTERISTICS.** 3 wire grounded 10 foot extension power cord and plug. See electrical data chart above for amperage and receptacle configuration. Dedicated circuit.

**FWE Products are used by major companies world-wide. We can modify, design, or custom build equipment to fit your special requirements.**

#### Optional Accessories:

- CE compliant
- Heat retention battery
- Dutch doors
- See-thru lexan door
- Key locking door latch
- Magnetic latch
- Paddle latch
- Padlocking transport latch
- Left hand door hinging
- Security packages
- Full extension bumper
- Corner bumpers
- Heavy-duty push-pull handles
- All swivel or larger casters
- Door edge trim
- Cold plate cartridge
- Floorlock (requires 6" casters)
- Extra tray slides
- Custom tray slide spacing



#### Food Warming Equipment Company, Inc.

P.O. Box 1001  
Crystal Lake, IL 60039 USA  
800-222-4393; 815-459-7500  
Fax: 815-459-7989

Manufacturing Facilities:  
7900 S. Route 31  
Crystal Lake, IL 60014 USA  
www.FWE.com sales@fweco.net

FWE products may be covered under one or more of the following U.S. patents: 288,299;238,300;3,952,609;4,192,991.  
All specifications subject to change without notice.  
© 10E Food Warming Equipment Company, Inc.