



Heavy Duty Gas Griddles

Item: _____
 Quantity: _____
 Project: _____
 Approval: _____
 Date: _____

Heavy Duty Gas Griddles

Models:

- UTGG24-GT24M UTGG36-GT36M UTGG48-GT48M UTGG60-GT60M UTGG72-GT72M
 UTGG24-G24M UTGG36-G36M UTGG48-G48M UTGG60-G60M UTGG72-G72M



Model UTGG36-GT36M

Standard Features:

- Thermostat-controlled models feature precise control from LOW: 200°F, (90°C) to 550°F, (290°C), and 28,000 BTU/h input per burner, natural or propane. There is an on-off valve for every thermostat.
- Valve-controlled models feature hi-lo valve control with approximate plate temperature range: 320°F, (160°C) to 730°F, (388°C), and 27,000 BTU/h input per burner, natural or propane gas.

- One burner and control (hi-lo or thermostat control) for every 12" linear width of griddle surface.
- Piezo pilot ignition system
- 3/4" NPT gas regulator with "T" gas manifold connection for straight through rear or flush-mount gas connections.
- SS front, sides and back
- 4" SS adjustable legs
- SS front rail; 4" (102mm) deep overall with 3 1/2" (89mm) top work surface
- Models order with 4" (102mm) legs come with a deep 1.4 US gallon/5.3 litre capacity grease drawer(s) 20 1/2"(635mm) deep x 2 3/4"(70mm) high x 6"(152mm) wide.
- Models order with optional S/S skirt for dais counter surface mounting come with large capacity S/S grease tray(s)
- 1" thick polished steel griddle plate
- 23" depth with 4" wide grease trough.

Optional Features:

- Chrome griddle plate
- Full or half-grooved griddle plate
- Stainless steel skirt for dais/counter surface mounting. The stainless steel skirt will reduce overall unit height by 1 3/4" (44.45mm).
- Electric spark ignition; 120V 60 Hz, sgl-phase 1 amp; includes cord and NEMA 5-15P plug.
- Electric spark ignition; 208/240V (50/60Hz) cord and plug is NOT supplied with this voltage option.
- Stainless stand with solid top holding shelves, adjustable feet and casters (locking front).
- Removable stainless steel attachment condiment rail with universal 1/9 or 1/3 food pan cut outs (pans supplied by others)

Specifications

US Range heavy duty gas counter production griddles designed for side-by-side matching with other models in the product line. Models are of nominal imperial widths from 24" (600mm) to 72" (1800mm), 13" (330mm) height, (w/std. legs), and 32" (814mm) depth. There is an even heat "U" shaped steel track burner for every 12" of linear griddle surface width. Each burner is individually controlled with a hi-lo valve or thermostat temperature control. Burner input is 27,000 BTU/h each on valve-controlled models, and 28,000 BTU/h each on thermostat controlled models. Thermostat control models are equipped with on-off valves for each control. Griddle plate is standard 1" thick polished steel with a 4" wide grease trough. Stainless steel front, sides and back with large capacity stainless steel grease tray(s).



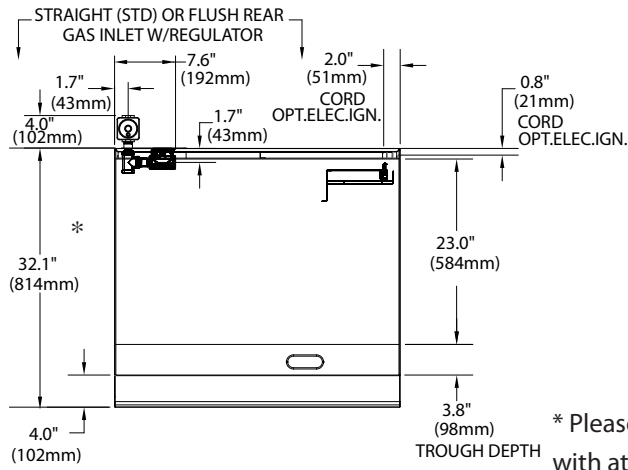
Garland Commercial Ranges Ltd.
 1177 Kamato Road,
 Mississauga, Ontario
 L4W 1X4 CANADA

General Inquires 1-905-624-0260
 USA Sales, Parts and Service 1-800-424-2411
 Canadian Sales 1-888-442-7526
 Canada or USA Parts/Service 1-800-427-6668

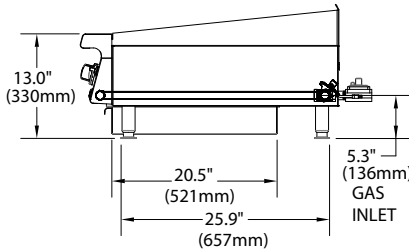
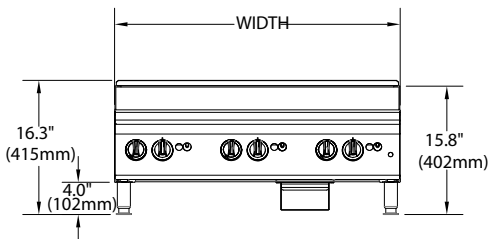


For use with Natural or Propane gas only. Gas input ratings shown for installations up to 2000 ft., (610m), above sea level. Please specify altitudes over 2000 ft. and gas type required when ordering.

Garland/U.S. Range products are not approved or authorized for home or residential use, but are intended for commercial applications only. Garland / U.S. Range will not provide service, warranty, maintenance or support of any kind other than in commercial applications.



* Please add 7" (178mm) in overall depth with attachment condiment rail option.



Model #	Width In (mm)	Height (w/std legs)	Depth In (mm)	Total Input (BTU)	Shipping Information	
					Lbs/Kg	Cu Ft
Thermostat Controlled Standard Griddle (1" steel plate)						
UTGG24-GT24M	23-5/8 (600)	13 (330)	32 (814)	56,000	290/132	21
UTGG36-GT36M	35-7/16 (900)			84,000	405/184	29
UTGG48-GT48M	47-1/4 (1200)			112,000	595/270	37
UTGG60-GT60M	59-1/16 (1500)			140,000	705/320	42
UTGG72-GT72M	70-7/8 (1800)			168,000	810/368	50
Manually Controlled Standard Griddle (1" steel plate)						
UTGG24-G24M	23-5/8 (600)	13 (330)	32 (814)	54,000	280/127	21
UTGG36-G36M	35-7/16 (900)			81,000	395/180	29
UTGG48-G48M	47-1/4 (1200)			108,000	585/266	37
UTGG60-G60M	59-1/16 (1500)			135,000	688/313	42
UTGG72-G72M	70-7/8 (1800)			162,000	790/359	50

SUPPLY OPERATING PRESSURE				MANIFOLD OPERATING PRESSURE				CLEARANCES	
NATURAL GAS		PROPANE		NATURAL GAS		PROPANE		INSTALLATION TO COMBUSTIBLE	
"WC	MBar	"WC	Mbar	"WC	MBar	"WC	Mbar	Sides	Rear
7	17.5	11	27.5	4.5	11	10	24.5	6" (152mm)	6" (152mm)

Form# UTGGM ((03/01/13))