

Project \_\_\_\_\_

Item # \_\_\_\_\_

Quantity \_\_\_\_\_



GLOBE FOOD EQUIPMENT COMPANY

Food Warming Lamp

WL2



## Food Warming Lamp

*Chefmate® Countertop Equipment*

### Model

☐ WL2 Countertop Food Warming Lamp



### Standard Features

- 500W; Two (250W) dome lamps and two (R40) bulbs included for constant warming (Light bulbs are shatter resistant)
- High-temp ceramic bulb sockets
- 5 adjustable heights
- ON/OFF switch conveniently located on post
- Sturdy, anodized aluminum construction with brushed finish
- Freestanding countertop design with non-skid, protective counter feet
- Stores easily
- 22"W x 14"D x 21"H
- 6-foot power cord

### Standard Accessories

- Includes two R40, (250W) bulbs

### Applications

- Designed to keep food products warm for serving

### Warranty

- One-year parts and labor

Approved By: \_\_\_\_\_

Date: \_\_\_\_\_



**GLOBE FOOD EQUIPMENT COMPANY**

[www.globeslicers.com](http://www.globeslicers.com)

2153 Dryden Rd.  
Dayton, OH 45439  
Phone: 937-299-5493  
Phone: 800-347-5423  
Fax: 937-299-4147



# Food Warming Lamp

## WL2

### Specifications

**Electric:** Attached 6-foot flexible, three-wire cord with ground plug (NEMA 5-15). 120V/60Hz/500W

**Construction:** Aluminum

**Finish:** Brushed aluminum

**On/Off Switch:** Easy-to-use and access power on/off switch.

**Consistent Warming:** 500W;  
Two (250W) screw type bulbs with shatter contained coating.

**Standard Equipment:** Standard equipment includes: warming lamp with two attached domes, adjusting screw for height selection, and two R40, (250W) light bulbs.

**Acceptable Replacement Bulbs:**  
R40, (250W) light bulbs

**Dimensions:**  
Foot Print = 22" x 21"  
(55.9 cm x 53.5 cm)  
Overall Length = 22" (55.9 cm)  
Overall Width = 21" (53.5 cm)  
Overall Height = 14" (35.6 cm)

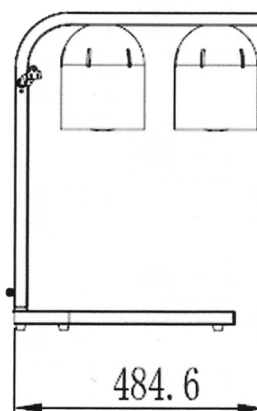
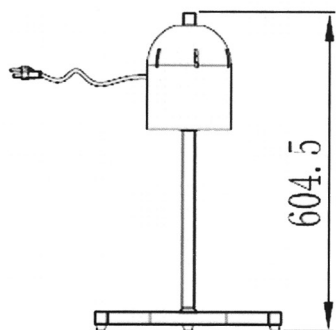
### Shipping Information:

Net Weight: 7.8 lbs (3.5 kg)  
Shipping Weight: 8 lbs (3.7 kg)

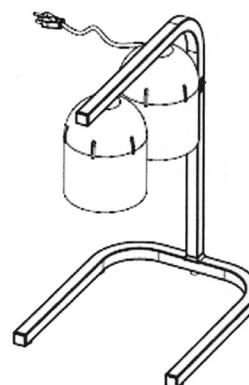
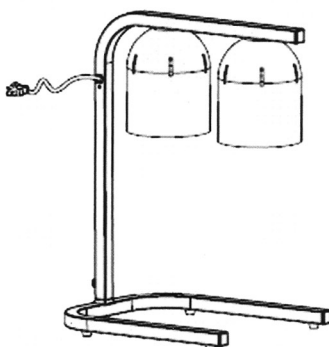
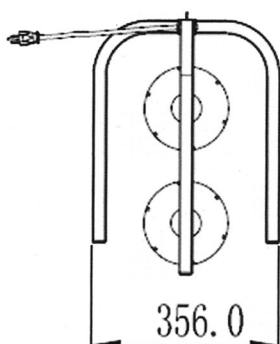
### Shipping Dimensions:

14"W x 20.9"D x 20.5"H  
(35.5 cm x 53 cm x 52 cm)

Cartons are reinforced for shipping. The weight and dimensions of this reinforced carton are included above and may vary from shipment to shipment.



Plug Type - NEMA 5-15



**GLOBE FOOD EQUIPMENT COMPANY**

[www.globeslicers.com](http://www.globeslicers.com)

2153 Dryden Rd.  
Dayton, OH 45439  
Phone: 937-299-5493  
Phone: 800-347-5423  
Fax: 937-299-4147

Printed in U.S.A. 2-2011

Specifications are subject to change without notice.