

Project: _____	AIA# _____
Item #: _____ Qty: _____	SIS# _____
Model #: _____	

Drop-In Ice Cream Freezers

DI-FR, DI-FR-DW, DI-FR36, DI-FR36-FL,
DI-FR36-DW or DI-FR36-DW-FL



DI-FR-DW

DI-FR36-FL



Intertek

Conforms to ANSI/UL STD 471
Certified to CSA STD
C22.2 No. 120



Standard Features

- Stainless steel work surface, lid, and interior liner with galvanized steel exterior wrap
- CFC Free foamed-in-place insulation
- Available with integral 6" diameter draining dipper well and faucet
- Six foot grounded cord and plug provided
- Available sizes for one or two 3-gallon containers
- Refer to reverse side for mounting instructions
- Special angle brackets, U-channels, and mounting bolts provided for easy installation

NOTE: The standard top lifts up and the special hinges allow the lid to remain open while dipping. A special "flip lid" is available on the models that hold two 3-gallon containers. The flip lid is hinged in the middle and opens from each end. The flip lid models are specified with the suffix '-FL' on the end of the model number.

★ **All faucets are NSF/ANSI 61, Annex G low lead compliant**

Specifications

Drains

- 1-1/2" I.P.S. (when ordered with dipper well)
Threaded drain will fit Dearborn part #8033 slipnut and part #W-573P washer.

Faucet

- Accepts 3/8" cold water leads (when ordered with dipper well)

Capacities

- DI-FR models holds one 3-gallon container
- DI-FR36 models holds two 3-gallon containers

Inside Dimensions

- DI-FR models- 10" x 10" x 12 1/2"
- DI-FR36 models- 10" x 20" x 12 1/2"

Electrical

- 120V, 1 phase, 60 Hz, 4.2 full load amps
- Dedicated 15 amp circuit is recommended
- Includes 6 foot grounded cord and plug

Refrigeration


- 1/5 HP, R404A refrigerant

Operating Range

- -5°F (-20°C) to 10°F (-12°C)

Materials

- 20 gauge stainless steel parts include: work surface, interior liner, lid, and dipper well
- 22 gauge galvanized steel parts include: exterior wrap
- 16 gauge galvanized steel parts include: base plate



DI-FR shown installed in countertop

Glastender, Inc. • 5400 North Michigan Road • Saginaw, MI • 48604-9780 989.752.4275 • 800.748.0423 • Fax 989.752.4444 www.glastender.com	Approval/Notes:
Specifications subject to change without notice. For current specifications please visit our website.	

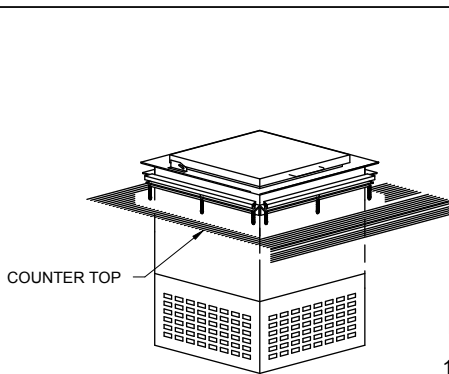
Drop-In Ice Cream Freezers

Dimensional Information

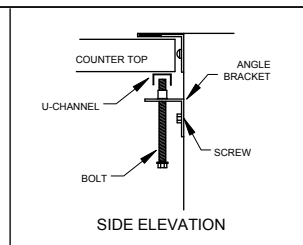
PLAN VIEWS

<p>CUT-OUT DIMENSION 14-3/4" X 14-3/4"</p>	<p>CUT-OUT DIMENSION 22-3/4" X 14-3/4"</p>	<p>CUT-OUT DIMENSION 24-3/4" X 14-3/4"</p>	<p>CUT-OUT DIMENSION 32-3/4" X 14-3/4"</p>
<p>DI-FR</p>	<p>DI-FR-DW</p>	<p>DI-FR36 DI-FR36-FL</p>	<p>DI-FR36-DW DI-FR36-DW-FL</p>

FRONT VIEWS

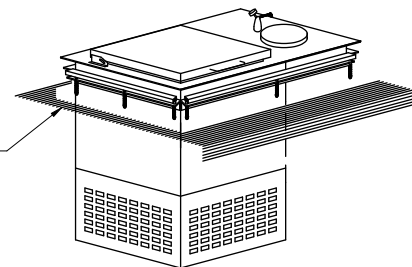


DI-FR



INSTALLATION INSTRUCTIONS

1. Remove angle brackets from drop-in ice cream freezer.
2. Place freezer into appropriate size cut-out for specific model number used.
3. Replace angle brackets, firmly tighten screws.
4. Place U-channels on top of bolts.
5. Tighten each bolt evenly along U-channels.
6. Seal as necessary.



DI-FR-DW

NOTE: AIR FLOW RESTRICTION WILL CAUSE
COMPRESSOR FAILURE AND VOID WARRANTY.