

Project: _____	AIA# _____
Item #: _____ Qty: _____	SIS# _____
Model #: _____	

## Corner Drainboards Dimensional Models

IFC-19/19, IFC-19/24L, IFC-19/24R, IFC-19/30L, IFC-19/30R,  
IFC-24/24, IFC-24/30L, IFC-24/30R



IFC-24/24

### Standard Features

- Stainless steel construction
- Designed to mount between two adjacent pieces of Glastender underbar equipment
- Exclusive design with drain pan and separate perforated insert for better air circulation
- Work surface features 1/4" radius corners for easy cleaning
- Custom sizes available



Specifications	Product Information
----------------	---------------------

*Drain*

- 1-1/2" I.P.S. Threaded drain will fit Dearborn part #8033 slipnut and part #W-573P washer.

*Materials*

- 20 gauge stainless steel parts include: all components unless otherwise noted
- 14 gauge stainless steel parts include: front rail

Dimensional Full Corner Drainboards are for 90° inside turns only. The dimensions of the corner are specified in the model number. If the dimensions of each side are not the same, the longest dimension is specified second along with its location. See drawings on back.

Corner drainboards are designed to mount between two pieces of underbar. However, corner drainboards can be used to mount between any two stable vertical surfaces. Corners should not be mounted to objects that are mobile or on casters. Because they are intended to mount between two vertical surfaces, corner drainboards do not come free standing with finished sides and leg sets. If one side of the corner does not have a vertical surface on which to mount, then a side and leg set must be ordered as an accessory. Specify the following model numbers:

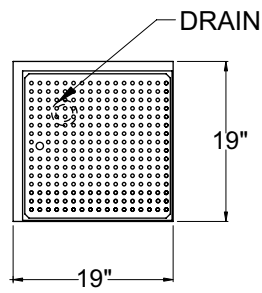
- CA-LEG - 19" deep
- CB-LEG - 24" deep

<p><b>Glastender, Inc.</b> • 5400 North Michigan Road • Saginaw, MI • 48604-9780 989.752.4275 • 800.748.0423 • Fax 989.752.4444 <a href="http://www.glastender.com">www.glastender.com</a></p>	<p>Approval/Notes:</p>
<p style="font-size: small;">Specifications subject to change without notice. For current specifications please visit our website.</p>	

# Corner Drainboards Dimensional Models

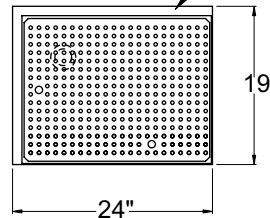
## Dimensional Information

PLAN VIEWS



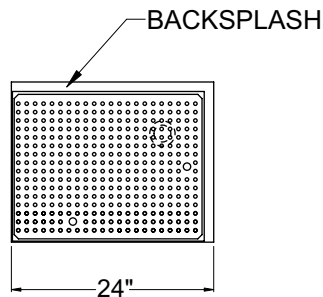
IFC-19/19

BACKSPLASH



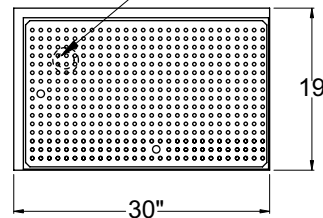
IFC-19/24L

PLAN VIEWS



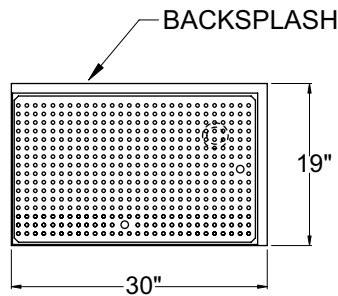
IFC-19/24R

DRAIN



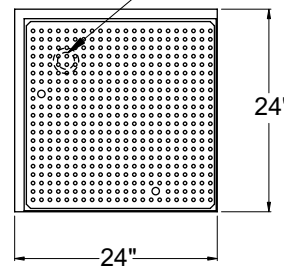
IFC-19/30L

PLAN VIEWS



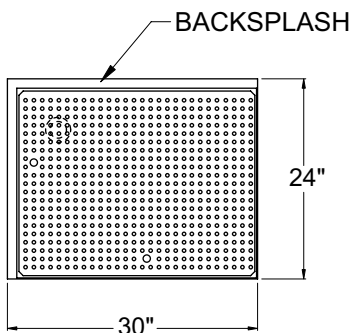
IFC-19/30R

DRAIN



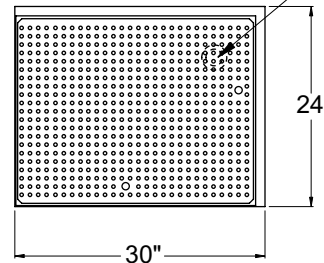
IFC-24/24

PLAN VIEWS



IFC-24/30L

DRAIN



IFC-24/30R