

Project: _____	AIA# _____
Item #: _____ Qty: _____	SIS# _____
Model #: _____	

Two, Three and Four Compartment Sinks

(see reverse side for model numbers)



TSB-60-S



★ All faucets are NSF/ANSI 61, Annex G low lead compliant

Standard Features

- All stainless steel construction & stainless steel bullet feet
- 18 gauge stainless steel one-piece seamless top, front rail and backsplash featuring 1/4" radius corners for easy cleaning
- 16 gauge stainless steel fabricated sink bowls
- 11" by 14" by 10-1/4" deep sink bowl with hot and cold water faucet
- Faucets are standard and ship mounted
- Extra wide sink bowl easily accomodates brush washer
- 19" deep models have a backsplash mounted faucet
- Integral drainboards have lift-out stainless steel perforated insert for better air circulation
- Perforated stainless steel inserts are available to cover sinks when not in use
- One over-flow tube per sink bowl included

Specifications	Product Information
-----------------------	----------------------------

Drains

- 1-1/2" I.P.S. Threaded drain will fit Dearborn part #8033 slipnut and part #W-573P washer.

Faucet

- "A" - 19" deep: backsplash mounted on 4" centers, 3/8" copper leads provided, hot and cold water connections required
- "B" - 24" deep: deck mounted on 4" centers, accepts 3/8" sink leads, hot and cold water connections required

Sink Bowl Dimensions

- 11" by 14" by 10-1/4" deep

Legs

- 1-5/8" diameter 16 gauge stainless steel
- Stainless steel bullet feet

Materials

- 20 gauge stainless steel parts include: all components unless otherwise noted
- 18 gauge stainless steel parts include: one-piece top, front rail and back splash
- 16 gauge stainless steel parts include: sink bowls

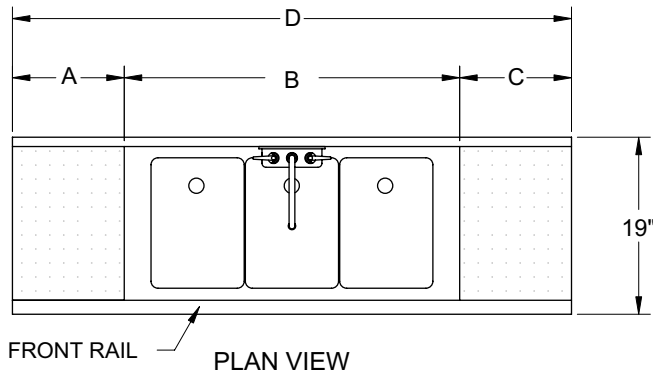
Multiple Sinks come in three different varieties: two, three, and four compartment. They feature an exclusive one-piece 18 gauge stainless steel top that is seamless from the front rail all the way through the backsplash. Each variety is offered with or without built-in drainboards on one or both sides of the sink compartment. Drainboards, where included, are a seamless and integral part of the worksurface. The seamless welded bowls are 16 gauge fabricated stainless steel. An 'L' or 'R' suffix in the model number designates the location of the sink compartment as left or right when there is only one drainboard.

Glastender, Inc. • 5400 N Michigan Rd • Saginaw, MI • 48604-9780 989.752.4275 • 800.748.0423 • Fax 989.752.4444 www.glastender.com	Approval/Notes:
Specifications subject to change without notice. For current specifications please visit our website.	

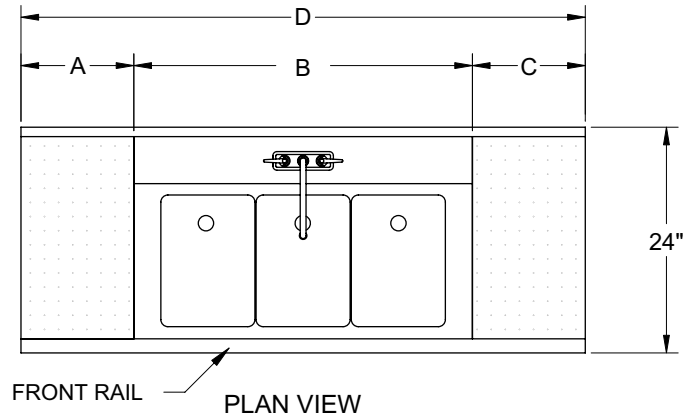
Multiple Sinks

Dimensional Information

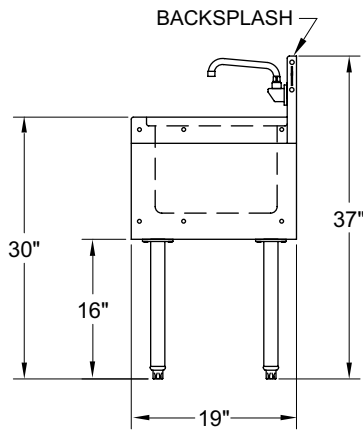
"A" Depth-19" Deep Models



"B" Depth-24" Deep Models

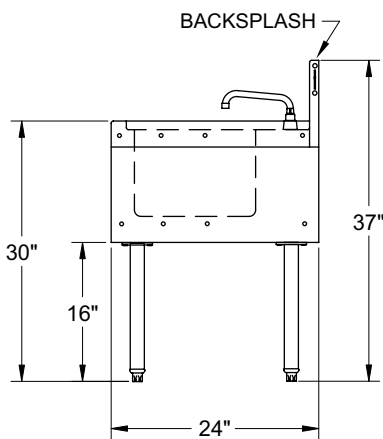


Number of sink bowls and location of sinks will vary according to the model, see the table below for exact specifications. Four bowl sink faucets feature a double joint spout. Three bowl sink model shown.



SIDE ELEVATION

"A" Depth-19" Deep Models



SIDE ELEVATION

"B" Depth-24" Deep Models

19" Deep Models	24" Deep Models	A	B	C	D	No. of Sink Bowls	Sink Location
DSA-24-S	DSB-24-S	N/A	24"	N/A	24"	2	Center
DSA-36L-S	DSB-36L-S	N/A	24"	12"	36"	2	Left
DSA-36R-S	DSB-36R-S	12"	24"	N/A	36"	2	Right
DSA-48-S	DSB-48-S	12"	24"	12"	48"	2	Center
TSA-36-S	TSB-36-S	N/A	36"	N/A	36"	3	Center
TSA-48L-S	TSB-48L-S	N/A	36"	12"	48"	3	Left
TSA-48R-S	TSB-48R-S	12"	36"	N/A	48"	3	Right
TSA-60-S	TSB-60-S	12"	36"	12"	60"	3	Center
TSA-60L-S	TSB-60L-S	N/A	36"	24"	60"	3	Left
TSA-60R-S	TSB-60R-S	24"	36"	N/A	60"	3	Right
TSA-66L-S	TSB-66L-S	N/A	36"	30"	66"	3	Left
TSA-66R-S	TSB-66R-S	30"	36"	N/A	66"	3	Right
TSA-72-S	TSB-72-S	18"	36"	18"	72"	3	Center
TSA-84-S	TSB-84-S	24"	36"	24"	84"	3	Center
TSA-96-S	TSB-96-S	30"	36"	30"	96"	3	Center
FSA-48-S	FSB-48-S	N/A	48"	N/A	48"	4	Center
FSA-60L-S	FSB-60L-S	N/A	48"	12"	60"	4	Left
FSA-60R-S	FSB-60R-S	12"	48"	N/A	60"	4	Right
FSA-66L-S	FSB-66L-S	N/A	48"	18"	66"	4	Left
FSA-66R-S	FSB-66R-S	18"	48"	N/A	66"	4	Right
FSA-72-S	FSB-72-S	12"	48"	12"	72"	4	Center
FSA-72L-S	FSB-72L-S	N/A	48"	24"	72"	4	Left
FSA-72R-S	FSB-72R-S	24"	48"	N/A	72"	4	Right
FSA-84-S	FSB-84-S	18"	48"	18"	84"	4	Center
FSA-96-S	FSB-96-S	24"	48"	24"	96"	4	Center