



# SmartSteam100 Boilerless Steamer models SSB-3E/EF

### Description

Steamer shall be a Groen Model SSB-3E/EF SmartSteam100™ stainless steel, boilerless, convection steamer with a self-contained atmospheric 9 KW electric steam generating reservoir.

### Construction

Steamer cavity and cabinet shall be all stainless steel construction, with removable right and left-side panels, providing access to internal components. Steamer shall have no side vents for increased water/spray resistance.

Steamer door shall be all stainless steel with a strong continuous hinge and field-reversible for left or right swing. Door shall be insulated and provided with a one-piece, replaceable seal. Easy-open door handle and latch shall provide positive lock and seal when door is pushed or slammed shut.

A hidden magnetic door switch shall cut power to blower fan and shut down power to the steam generating reservoir when the door is opened. Pan support racks shall be stainless steel and removable for easy cleaning. A stainless steel condensate collection tray shall be positioned under the cavity door.

### Finish

Cabinet exterior, including door, shall be a #3 uniform finish. Cavity interior shall be polished stainless steel. Control panel face plate shall be smudge-resistant polyester film, ensuring maximum ease in cleaning and maintenance of an attractive appearance.

### UL Listing

Steamer shall be UL and cUL listed.

### Sanitation

Steamer shall be designed and manufactured to meet NSF requirements and all known health codes. Steamer shall be NSF listed.

### Controls

Steamer controls shall include an on-off rocker switch; electronic timer, with continuous steam, timed steam and stop buttons; READY light which indicates when cavity is warm and ready for steaming.

### Performance Features

Steamer cavity shall have a powerful, side-mounted blower to increase steam velocity and provide efficient steam distribution throughout the cavity and between loaded pans. Steam generator shall deliver 3 KW of electric power input per 2-1/2" deep steam pan. Steamer shall have a steam lid positioned over the steam generating reservoir to ensure that adding/removing food does not lower the cavity or water temperature.

Heat up time to READY shall typically be 15 minutes or less. Cavity is kept warm and ready for instant steam between loads. No cavity warm up required after READY light comes on.

### Atmospheric Steam Generating Reservoir

Steamer shall have an electric-heated steam generating reservoir to provide atmospheric steam to the cavity at a

Model SSB-3EF shown



temperature of approximately 212° F. The high-efficiency steam generating reservoir shall have water level sensors. Electric heating elements shall not be immersed in water (dry) and replaceable from the rear.

Acidic products and other commercial chemicals shall not be used to clean the steamer. A daily wipe down of the steamer cavity, steam lid and floats is sufficient to maintain optimal operation of the steamer. However, Groen Descaler or approved equal may be required.

### Pan Capacity

Pan Size / Type	Number
12 x 20 x 1"	6
12 x 20 x 2 1/2"	3
12 x 20 x 4"	2

### Installation

Steamer shall require 208, 240 or 480 Volt, 3-phase electrical service. Single phase shall be available for 208 and 240 Volt operation. Steamer shall be connected to a 3/4" NH cold water supply line and a 1-1/2" free venting drain.

### Water Supply Requirements

Steamer must be connected to an on-site water supply. Water supply at 30 to 60 PSIG with flow at .75 - 1.5 GPM per cavity.

### Options/Accessories

- Factory Stacking Kit
- Stainless Steel Support Stand
- Pan Rack Kit (for support stand)
- Flanged Foot Kit (for support stand)
- Caster Kit (for support stand)
- Heat Shield Kits
- 4" Adjustable Legs (table top only)

### Origin of Manufacture

Steamer shall be designed and manufactured in the U.S.A.

## 3-Pan Boilerless Convection Steamer

Table Top or Stand-Mounted, Stainless Steel, Self-Contained, Electric Heated

### Short Form SSB-3E/EF

Steamer shall be a Groen SmartSteam100™ Boilerless Convection Steamer Model SSB-3E/EF with self-contained, atmospheric, electric-heated steam generating reservoir. Construction shall be all stainless steel. Cavity shall have a powerful side-mounted blower to circulate steam. Standard operating controls shall include: an on-off rocker switch; electronic timer, with continuous steam, timed steam and stop buttons; READY light. Door shall be field-reversible and shall be equipped with an easy-open latch and hidden magnetic door switch. The atmospheric steam generating reservoir shall not require a pressure gauge or switches; shall have an automatic drain and shall have 9 KW of dry element heating capacity. Steamer shall come up to READY in 15 minutes from a cold start and shall provide warm cavity, instant steam capability. Electric, water and drain connections shall conform to instructions provided on the back side of this sheet. UL/cUL and NSF listed. Made in the USA.



### Applications

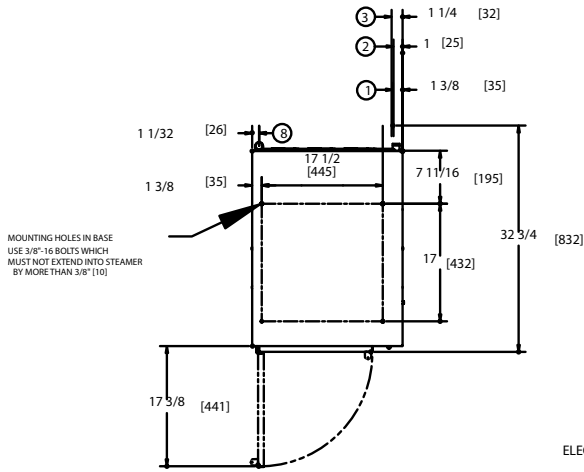
- Pasta
- Rice
- Vegetables (Fresh & Frozen)
- Seafood (Fresh & Frozen)
- Poultry
- Potatoes
- Eggs
- Meats
- Reheat Cook-Chill & Prepared Foods

**SERVICE CONNECTIONS & NOTES:**

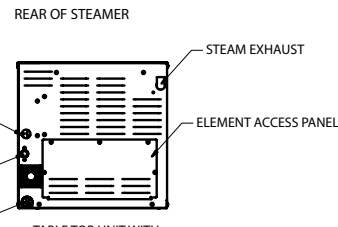
- ① DRAIN CONNECTION: 1 1/2" [38] HOSE TYPE (DRAIN FREE VENTING). DO NOT CONNECT DIRECTLY TO DRAIN. ALLOW 2" AIR GAP
- ② WATER SUPPLY: 3/4" MALE HOSE CONNECTION. 30 TO 60 PSIG WITH A FLOW RATE OF 0.75-1.50 GPM. PRESSURE REGULATION IS REQ'D FOR WATER PRESSURE OVER 60 PSI. DO NOT USE TREATED WATER.
- ③ ELECTRICAL CONNECTION: SEE CHART  
CONDUIT HOLE SIZE: 1-1/4" HOLE

- ④ MINIMUM REAR AND SIDE CLEARANCES:  
EACH SIDE = 2" [50.8]  
REAR = 6" [152.4]
- ⑤ DIMENSIONS IN BRACKETS [ ] ARE MM.
- ⑥ IF THE FLOOR DRAIN ONLY SERVICES THIS STEAMER, THEN THE DRAIN MAY BE LOCATED WITHIN THE STEAM FREE ZONE. STEAM FREE ZONE MUST BE OBSERVED IF OTHER APPLIANCES CAUSE STEAM AT THE FLOOR DRAIN.
- ⑦ DO NOT INSTALL STEAMER DIRECTLY ABOVE STEAM VENTING FLOOR DRAINS
- ⑧ STEAM EXHAUST

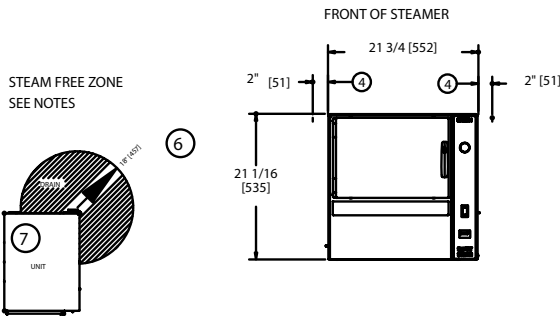
ELECTRICAL REQUIREMENTS			
VOLTAGE	PHASE	AMPS	MAX. KW
208	1	44	9
	3	25	9
240	1	38	9
	3	22	9
480	3	11	9
ALL UNITS 60Hz			



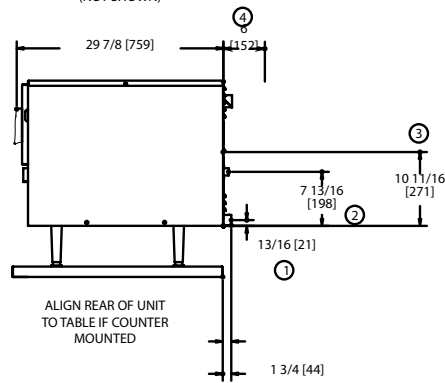
MOUNTING HOLES IN BASE USE 3/8"-16 BOLTS WHICH MUST NOT EXTEND INTO STEAMER BY MORE THAN 3/8" [10]



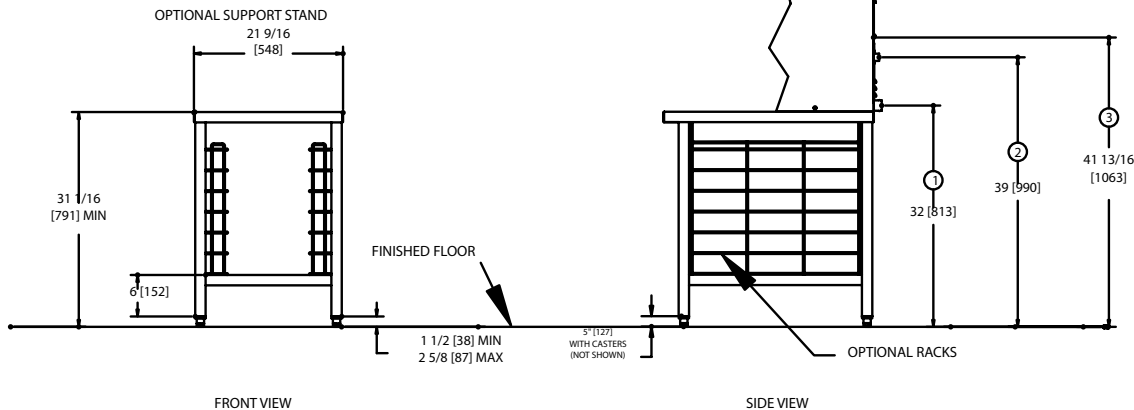
REAR OF STEAMER



STEAM FREE ZONE SEE NOTES



ALIGN REAR OF UNIT TO TABLE IF COUNTER MOUNTED



FRONT VIEW

SIDE VIEW

