



Project _____
 Item # _____
 Quantity _____

Decorative Lamps

Models: DL or DLH-400, -500, -600, -700, -725, -750, -760, -775, -800, -1100, -1200, -1300

Hatco Decorative Lamps provide radiant heat to briefly hold food warm at kitchen work areas, waitress pickup stations, or customer serving points, while enhancing your décor. Versatile enough for almost any location, the range of lights are available with a selection of unlimited personalizing choices. In addition to food warming, configurations for lighting (Luminaire) is offered as well.

Standard features

- Luminaire, Standard and High Watt bulbs available (bulb not included in unit price)
- Models available in twelve lamp shade styles
- Eight different mounting arrangements to choose from
- Four switch options
- Available for food holding and display or lighting only applications

NOTE:
Decorative Lamps (DL and DLH Series) are non-returnable.



(From left to right)
 DL-700-AU, DL-800-CTR, DL-750-CL, DL-400-SU, DL-725-SU,
 DL-775-RL, DL-600-SL, DL-500-SU, DL-760-SL, DL-1200-SR,
 DL-1300-RL and DL-1100-CR

Options (available at time of purchase only)

- Designer Colors
 - Warm Red Black Gray Granite White Granite
 - Navy Blue Hunter Green Antique Copper
- Gloss Finishes
 - Smooth White Gleaming Gold Glossy Gray
 - Bold Black
- Plated Finishes (Special process required and extended lead times)
 - Bright Brass Bright Nickel Bright Copper
 - Antique Nickel Antique Brass Antique Bronze
- Gloss Finishes for Shade Only (Special process required and extended lead times)
 - Radiant Red Brilliant Blue Clear Brushed Metal Finish
- Cord Color
 - Black (Standard) White (Retractable Mounts only)
- Luminaire Lighting, (200W bulb maximum, not included)
- Extended Electrical Leads – For any SU, SL, or SR mount unit, must specify lead length
 - 1'-5' (305-1524 mm) 6'-10' (1829-3048 mm)
 - 11'-15' (3353-4572 mm) 16'-20' (4877-6096 mm)

Accessories

- Track Mount Bar - (120V only)
 - 4' (1219 mm) Black 4' (1219 mm) White
 - 8' (2438 mm) Black 8' (2438 mm) White
 - 12' (3658 mm) Black 12' (3658 mm) White
- Additional Track Installation and Modification Kit
 - Black White
- 16 Amp Lamp Toggle Switch
- Coated Bulbs for Luminaire models only
 - 120V, 60W Clear 240V, 60W Clear
- Coated Bulbs
 - 120V, 250W Clear 240V, 250W Clear
 - 120V, 250W Red
- Coated Bulbs for DLH models only
 - 120V, 375W Clear 120V, 375W Red
- Uncoated Bulbs
 - 120V, 250W Clear 240V, 250W Clear
 - 120V, 250W Red
- Uncoated Bulbs for DLH models only
 - 120V, 375W Clear 120V, 375W Red

Build Your Decorative/Luminaire Lamp in Six Easy Steps

(not for retrofit-bulb not included) –

- | | |
|---------------|-------------------------|
| Step 1 | Wattage |
| Step 2 | Shade Style |
| Step 3 | Shade and Canopy Colors |
| Step 4 | Mounting Style |
| Step 5 | Switch Location |
| Step 6 | Overall Length |



You can develop your own Hatco Decorative Lamp solutions with our online lamp configurator.

Visit "www.hatcocorp.com" and click on "Build a Lamp"



ANSI/NSF 4



HATCO CORPORATION | P.O. Box 340500 Milwaukee, WI 53234-0500 U.S.A. | (800) 558-0607 | (414) 671-6350
 Fax: (800) 543-7521 | Int'l. Fax: (414) 671-3976 | www.hatcocorp.com | email: equipsales@hatcocorp.com



Decorative Lamps and Luminaires

Models: DL or DLH-400, -500, -600, -700, -725, -750, -760, -775, -800, -1100, -1200, -1300

ORDERING INSTRUCTIONS

Please refer to the six steps in the Hatco Foodservice Equipment Price List, go online at www.hatcocorp.com and click on "Build A Lamp", or click on "Video Library" and

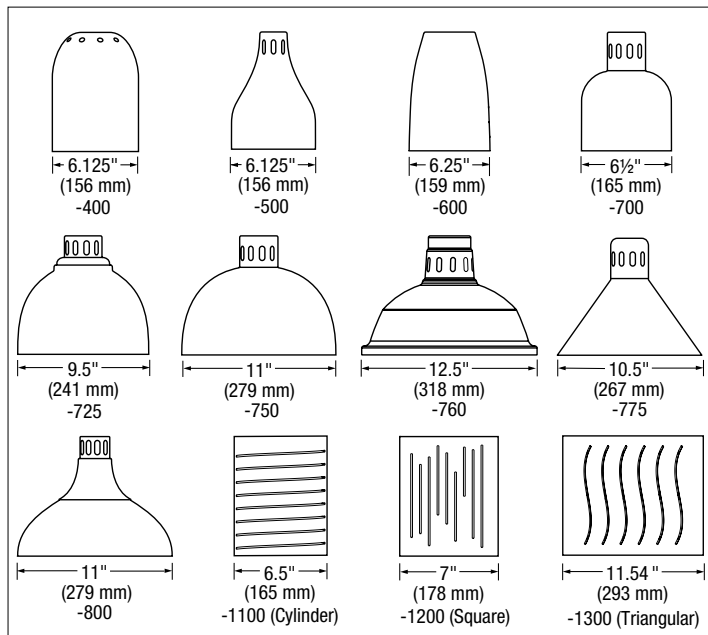
watch "Decorative Lamp Configurator". This will help you in choosing the correct configuration for your specific needs.

Step 1-Wattages

Model [▲]	Maximum Watt Bulb (Not included)	Voltage (Single Phase)	Ship Weight [▼]
DL- (Luminaire)	200	120, 240	6-10 lbs. (3-5 kg)
DL- (Standard)	250	120, 240	6-10 lbs. (3-5 kg)
DLH- (High Watt)	375	120, 240	6-10 lbs. (3-5 kg)

▲ Not field convertible ▼ Depending on components

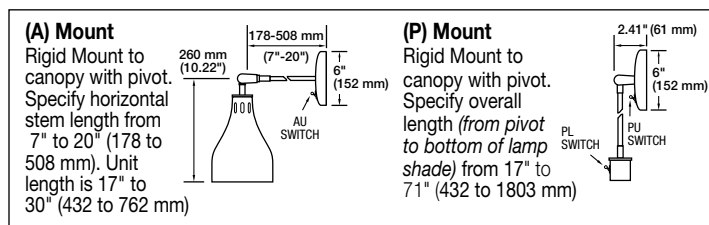
Step 2-Shade Styles - All heights are 8.5" (216 mm)



*** NOTE:** Lamp shade diameter and wattage may limit number of lamps per track. To assure warranty coverage, do not install track systems in damp or wet locations (including above steam tables).

Step 3-Colors (Available for all Designer colors, Plated and Gloss finishes, see front of Spec Sheet, www.hatcocorp.com or Hatco Price List)

Step 4-Mounting Styles

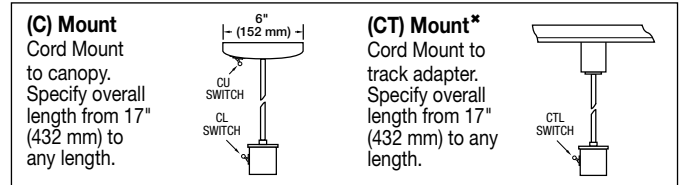
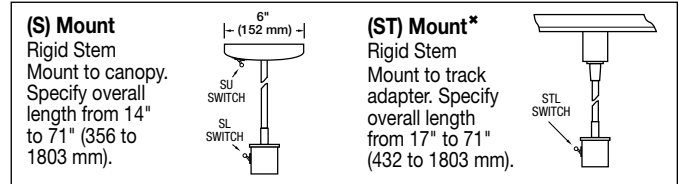
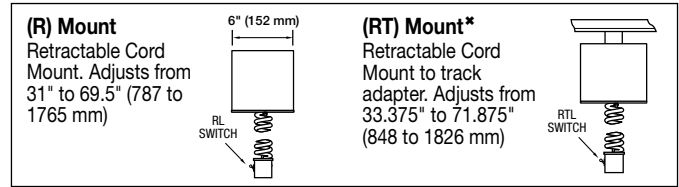


PRODUCT SPECS Decorative Lamp


The Decorative Lamp shall be a Hatco Model ... as distributed by the Hatco Corporation, Milwaukee, WI 53234 U.S.A.

With 24/7 parts and service assistance (US and Canada only), the Decorative Lamp shall be rated at ... watts, ... volts, and ... inches (millimeters) in overall width. It shall consist of a vented lamp shade and mounting. Switch locations can be upper, lower,

Step 4-(Continued)

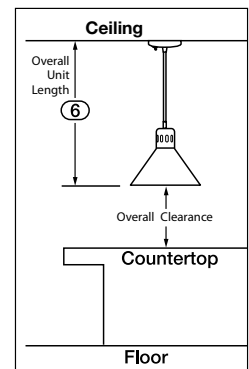


Step 5-Switch Locations



Step 6-Overall Unit Length

- For C, CT, S or ST Mounts: From ceiling to bottom of warmer lamp shade.
- For A or P Mounts: From center of shade to wall plus vertical shade length (see line art in mounting styles).
- For Clearance: See "Clearance Requirements" in the Hatco Price List Ordering Instructions.



remote or supplied by installer. Bulb options are uncoated or coated, clear or red, 60W clear, 250W (DL models) or 375W (DLH models).

One year on-site parts and labor warranty with 24/7 technical assistance in the US and Canada only.