



DECORATIVE LAMPS

Models DL-400, -500, -600, -700, -725, -750, -760, -775, -800
DLH-400, -500, -600, -700, -725, -750, -760, -775, -800

Hatco Decorative Lamps provide radiant heat to briefly hold food warm at kitchen work areas, waitress pickup stations, or customer serving points, while enhancing your décor. Versatile enough for any location, the range of lights are available with a selection of unlimited personalizing choices. In addition to food warming, configurations for lighting (Luminaire) is offered as well.

FLEXIBILITY

The Hatco DL series offers great flexibility with standard and high watt bulbs, or lighting only applications, nine lamp shade styles, eight different mounting arrangements, four switch options, and twenty colors to customize your operation.

QUALITY

The following features assure the finest performance for years to come.

- Standard and high watt bulbs available.
- Models available in nine lamp shade styles.
- Eight different mounting arrangements to choose from.
- Four switch options.
- Available in seven *Designer* colors: Warm Red, Black, Gray Granite, White Granite, Navy Blue, Hunter Green, Antique Copper.
- Available in seven gloss finishes: Smooth White, Gleaming Gold, Glossy Gray, Bold Black, Radiant Red (lampshade only), Brilliant Blue (lampshade only), Clear Brushed Metal (lampshade only) (Special processing required)
- Available in six plated finishes: Bright Brass, Bright Nickel, Bright Copper, Antique Brass, Antique Nickel, Antique Bronze (Special processing required)
- Available for food holding and display, or lighting only applications.

NOTE: Decorative Lamps (DL and DLH Series) are non-returnable.



Now you can develop your own Hatco Decorative Lamp solutions with our online lamp configurator.

Just visit
www.hatcocorp.com
and click on "Build a Lamp".



HATCO CORPORATION P.O. Box 340500 Milwaukee, WI 53234-0500 U.S.A.
(800) 558-0607 • (414) 671-6350 • Fax (800) 543-7521 • Int'l. Fax (414) 671-3976
www.hatcocorp.com • E-mail: equipsales@hatcocorp.com

Form No. DL Spec Sheet

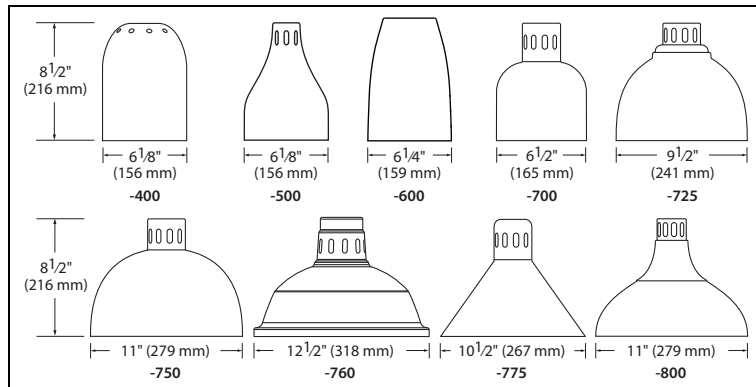
Printed in U.S.A.
May 2012



DECORATIVE LAMPS

Models DL-400, -500, -600, -700, -725, -750, -760, -775, -800
DLH-400, -500, -600, -700, -725, -750, -760, -775, -800

SHADE STYLES & DIMENSIONS

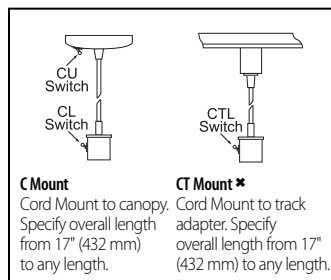


SPECIFICATIONS

Model [▲]	Maximum Watt Bulb (Not Included)	Volts [*]	Shipping Weight
DL (Luminaire)	200	120	6-10 lbs. (3-6 kg)▼
DL (Standard)	250	120	6-10 lbs. (3-6 kg)▼
DLH (High Watt)	375	120	6-10 lbs. (3-6 kg)▼

▲ Not field convertible. * Single phase. ▼ Depending on components.

MOUNTING STYLES

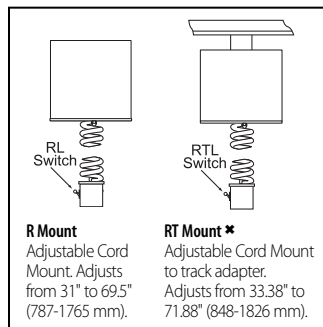


C Mount

Cord Mount to canopy. Specify overall length from 17" (432 mm) to any length.

CT Mount *

Cord Mount to track adapter. Specify overall length from 17" (432 mm) to any length.

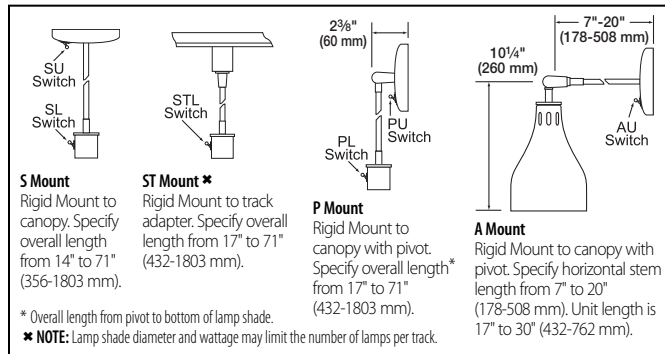


R Mount

Adjustable Cord Mount. Adjusts from 31" to 69.5" (787-1765 mm).

RT Mount *

Adjustable Cord Mount to track adapter. Adjusts from 33.38" to 71.88" (848-1826 mm).



S Mount

Rigid Mount to canopy. Specify overall length from 14" to 71" (356-1803 mm).

ST Mount *

Rigid Mount to track adapter. Specify overall length from 17" to 71" (432-1803 mm).

P Mount

Rigid Mount to canopy with pivot. Specify overall length* from 17" to 71" (432-1803 mm).

A Mount

Rigid Mount to canopy with pivot. Specify horizontal stem length from 7" to 20" (178-508 mm). Unit length is 17" to 30" (432-762 mm).

* Overall length from pivot to bottom of lamp shade.

▲ NOTE: Lamp shade diameter and wattage may limit the number of lamps per track.

ORDERING INSTRUCTIONS

Luminaire lamps are for lighting only. LUMINAIRE option must be specified when lamps are utilized for decorative purposes only (no heating). This option is not field convertible. Maximum 200 watts.

CLEARANCE REQUIREMENTS

NOTE: Install STANDARD WATT (120V bulb, 250W) no closer than 1" (25 mm) from a sidewall and no closer than 16" (406 mm) above a flammable surface, or no closer than 5" (127 mm) to a non-combustible surface.

NOTE: Install HIGH WATT (120V, 375W bulb) no closer than 1" (25 mm) from a sidewall and no closer than 27" (686 mm) above a flammable surface, or no closer than 5" (127 mm) to a non-combustible surface.

Specify the following information with your order.

1. Voltage: 120V (240V Export Models)

2. Bulb Code: 200W = Luminaire, 250W = DL, 375W (UL Listed) = DLH

Bulb Color/Coating:

60W- Clear coated (Luminaire only)

250W- Clear Uncoated, Clear Coated, Red Uncoated, or Red Coated

375W- Clear Uncoated, Clear Coated, Red Uncoated, or Red Coated

3. Shade Style Code: -400, -500, -600, -700, -725, -750, -760, -775, -800

Unit Color: Warm Red, Black, Gray Granite, White Granite, Navy Blue, Hunter Green, Antique Copper, Smooth White, Gleaming Gold, Glossy Gray, Bold Black, Radiant Red* (lampshade only), Brilliant Blue* (lampshade only), Clear Brushed Metal* (lampshade only), Bright Brass*, Bright Nickel*, Bright Copper*, Antique Nickel*, Antique Brass*, Antique Bronze*

4. Mounting Style Code: R, RT*, C, CT*, S, ST*, P, A

5. Cord/Track Color: Black (standard), White (optional)

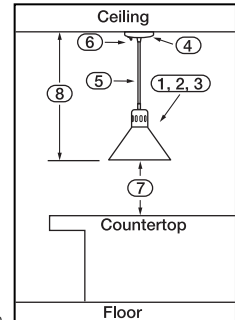
6. Switch Location Code: Upper (U), Lower (L), Remote (R), or None (N). (DLH must be remote or none).

7. Clearance: from bulb to surface (see NOTE above)

8. Overall Unit Length: from ceiling to bottom of warmer lamp shade or from center of shade to wall

* Special process required and extended lead times, see price list for additional pricing.

▲ Track mount for 120 volt only.



Example	Also specify when ordering:
DLH-400-CR	Bulb Style
Decorative Lamp	Shade Color
High Wattage	Track Color/Length
Switch Location	Cord Color
Mounting Style	Overall Length
Shade Style	

SWITCH LOCATIONS

U – Upper ▼

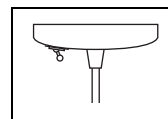
R – Remote*

L – Lower ▼

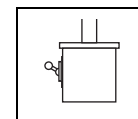
N – None (supplied by installer)

▼ Not available on high watt models. * Not available on A mounting style.

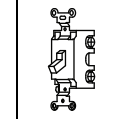
~ Not available on track mounts or R mounting style. ♦ Up to seven 250W lamps, or five 375W lamps maximum per remote switch.



Upper Switch



Lower Switch



Remote Switch

(Accommodates 16 amps)

OPTIONS (NOT FOR RETROFIT)

- Designer Colors: Warm Red, Black, Gray Granite, White Granite, Navy Blue, Hunter Green, Antique Copper
- Gloss Finishes: Smooth White, Gleaming Gold, Glossy Gray, Bold Black (standard), Radiant Red (Lamp shade only), Brilliant Blue (Lamp shade only), Clear Brushed Metal (Lamp shade only)
- Plated Finishes: Bright Brass, Bright Nickel, Bright Copper, Antique Nickel, Antique Brass, Antique Bronze
- White Cord (Black is standard) (C and R mounts only)
- Luminaire Lighting (200W bulb maximum – not included)
- Extended Electrical Leads (SU, SL, or SR mount units only)

ACCESSORIES

- Uncoated Clear Bulb, 250W
- Coated Clear Bulb, 250W
- Uncoated Red Bulb, 250W
- Coated Red Bulb, 250W
- Uncoated Clear Bulb, 375W (120V DLH models only)
- Coated Clear Bulb, 375W (120V DLH models only)
- Uncoated Red Bulb, 375W (120V DLH models only)
- Coated Red Bulb, 375W (120V DLH models only)
- Track Mount Bar (Specify 4', 8', or 12' (1219, 2438, or 3658 mm) track length and color option of black or white for track and adapter) (120V only) (Maximum 1920 watts per any length track)
- Additional Track Installation and Modification Kit (Specify color option of black or white)

PRODUCT SPECS

Decorative Lamp

The Decorative Lamp shall be a Hatco Model ... as manufactured by the Hatco Corporation, Milwaukee, WI 53234 U.S.A.

With 24/7 parts and service assistance (U.S. and Canada only), the Decorative

Lamp shall be rated at ... watts, ... volts and be ... inches (millimeters) in overall length. It shall consist of a vented lamp shade and mounting. Switch locations can be upper, lower, remote or supplied by installer. Bulb options are uncoated or coated, clear or red, 250W (DL models) or 375W (DLH models).

HATCO CORPORATION P.O. Box 340500 Milwaukee, WI 53234-0500 U.S.A. • (800) 558-0607 • (414) 671-6350
Fax (800) 543-7521 • Int'l. Fax (414) 671-3976 • www.hatcocorp.com • E-mail: equipsales@hatcocorp.com