



GLO-RAY® HEATED DISPLAY CASES

Models GRHD-2P, -3P, -4P, -2PD, -3PD, -4PD GRHDH-2P, -3P, -4P, -2PD, -3PD, -4PD

Hatco Glo-Ray® Heated Display Cases are designed for "show and sell" areas in any commercial foodservice operation.

Constructed of stainless steel and aluminum, they feature full view tempered glass sides and rollerless sliding doors. A metal sheathed element directs heat from above while the thermostatically-controlled base conducts heat from below. Incandescent display lights illuminate the cabinet interior.

Glo-Ray Heated Display Cases have an exclusive *cool base* construction. The infrared heating elements are guaranteed against burnout and breakage for two years.

All non-humidified models ship with a pan rail, 4" (102 mm) adjustable legs and factory attached 6' (1829 mm) cord and plug. Single side opening is standard with a double side opening, pan skirts, slant leg kit, *Designer* colors, and display sign holder optional.

FLEXIBILITY

The Glo-Ray Heated Display is perfect for hot food merchandising. An exclusive infrared heat pattern, combined with the heated base, keeps all food at that "just-made" taste and temperature longer.

The *Single Shelf* model is available in 2-, 3-, and 4-pan sizes, with either one or both sides opening. The *Dual Shelf* model has the added feature of an upper holding and display area with independent temperature control.

Models are also available with *humidity* to further extend the holding time of most foods. The humidity chamber has a 3- or 6-quart (3- or 6-liter) capacity, maintaining a moist environment for up to 8 hours.

QUALITY

The following features assure the finest performance for years to come:

- Tempered glass display with rollerless sliding doors.
- All models have prefocused infrared top heat directing heat to the outer edges of the holding surface where heat loss is the greatest.
- These warmers feature a thermostatically-controlled heated base.
- All models are shipped with 4" (102 mm) adjustable legs, 6' (1829 mm) cord and plug and pan rail (pan skirt on humidified models).
- Coated shatter-resistant incandescent lights brilliantly enhance product display while safeguarding food products from bulb breakage.



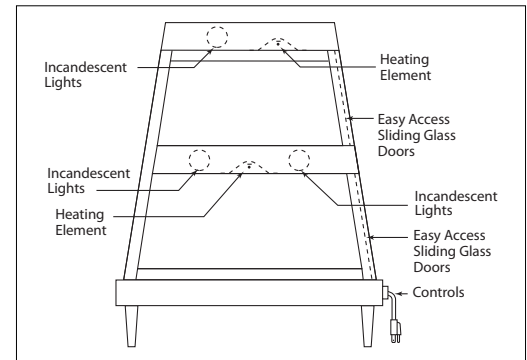
Model GRHDH-2P with optional *Designer* color, double side opening, and accessory food pans



Model GRHD-3PD with optional mirrored glass doors and accessory food pans



Model GRHD-4PD with optional mirrored glass doors and accessory food pans



ANSI/NSF 4

METAL SHEATHED HEATING ELEMENTS GUARANTEED AGAINST BURNOUT AND BREAKAGE FOR TWO YEARS, BLANKET ELEMENTS FOR ONE YEAR.

HATCO CORPORATION P.O. Box 340500 Milwaukee, WI 53234-0500 U.S.A.
 (800) 558-0607 • (414) 671-6350 • Fax (800) 543-7521 • Int'l. Fax (414) 671-3976
 www.hatcocorp.com • E-mail: equipsales@hatcocorp.com

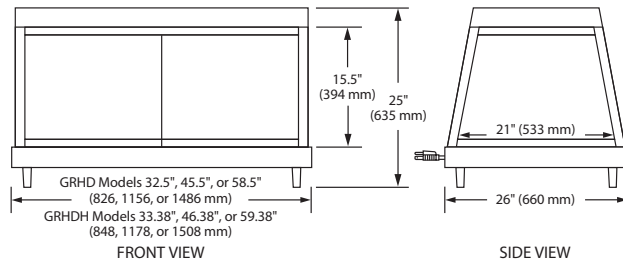
Form No. GRHD Spec Sheet

Printed in U.S.A.
 August 2011

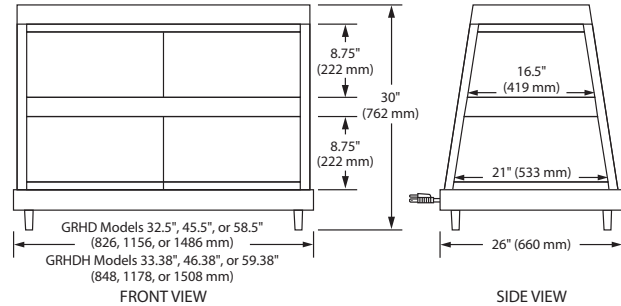


GLO-RAY® HEATED DISPLAY CASES

Models GRHD-2P, -3P, -4P, -2PD, -3PD, -4PD GRHDH-2P, -3P, -4P, -2PD, -3PD, -4PD



Models GRHD & GRHDH – Single Shelf



Models GRHD & GRHDH – Dual Shelf

SPECIFICATIONS

Single Shelf

Model†	Watts	Width	Shipping Weight
GRHD-2P	940	32.5" (826 mm)	120 lbs. (54 kg)
GRHD-3P	1350	45.5" (1156 mm)	150 lbs. (68 kg)
GRHD-4P	1785	58.5" (1486 mm)	215 lbs. (98 kg)

Single Shelf with Humidity

Model†	Watts	Width	Shipping Weight
GRHDH-2P	1190	33.38" (848 mm)	120 lbs. (54 kg)
GRHDH-3P	1600	46.38" (1178 mm)	150 lbs. (68 kg)
GRHDH-4P★	2285	59.38" (1508 mm)	215 lbs. (98 kg)

Dual Shelf

Model†	Watts	Width	Shipping Weight
GRHD-2PD	1310	32.5" (826 mm)	168 lbs. (76 kg)
GRHD-3PD	1755	45.5" (1156 mm)	200 lbs. (91 kg)
GRHD-4PD★	2660	58.5" (1486 mm)	230 lbs. (104 kg)

Dual Shelf with Humidity†

Model†	Watts	Width	Shipping Weight
GRHDH-2PD	1560	33.38" (848 mm)	172 lbs. (78 kg)
GRHDH-3PD	2005	46.38" (1178 mm)	207 lbs. (94 kg)
GRHDH-4PD★	3160	59.38" (1508 mm)	240 lbs. (109 kg)

† Model number indicates food pans unit will hold with same number of half-size pans for those units with a top shelf, i.e., 2P (two pans). "D" indicates dual shelf model.

★ 30 amp circuit required on 120 volt models.

‡ Humidity on bottom shelf only.

DIMENSIONS

GRHD Single Shelf Models:

32.5", 45.5", or 58.5"W x 26"D x 25"H w/legs
(826, 1156, or 1486 mm)

GRHDH Single Shelf Models:

33.38", 46.38", or 59.38"W x 26"D x 25"H w/legs
(848, 1178, or 1508 x 660 x 635 mm).

GRHD Dual Shelf Models:

32.5", 45.5", or 58.5"W x 26"D x 30"H w/legs
(826, 1156, or 1486 x 660 x 762 mm).

GRHDH Dual Shelf Models:

33.38", 46.38", or 59.38"W x 26"D x 30"H w/legs
(848, 1178, or 1508 x 660 x 762 mm).

Water Pan Capacity: 2-pan and 3-pan models – 3 quarts (3 liters).
4-pan models – 6 quarts (6 liters).

VOLTAGE

Model	Voltage	Plug US	Plug CA
GRHD-2P	120, Single Phase	NEMA 5-15P	NEMA 5-15P
GRHD-3P	120, Single Phase	NEMA 5-15P	NEMA 5-15P
GRHD-4P	120, Single Phase	NEMA 5-15P	NEMA 5-20P
GRHDH-2P	120, Single Phase	NEMA 5-15P	NEMA 5-15P
GRHDH-3P	120, Single Phase	NEMA 5-15P	NEMA 5-20P
GRHDH-4P	120, Single Phase	NEMA 5-30P	NEMA 5-30P
GRHD-2PD	120, Single Phase	NEMA 5-15P	NEMA 5-15P
GRHD-3PD	120, Single Phase	NEMA 5-15P	NEMA 5-20P
GRHD-4PD	120, Single Phase	NEMA 5-30P	NEMA 5-30P
GRHDH-2PD	120, Single Phase	NEMA 5-15P	NEMA 5-20P
GRHDH-3PD	120, Single Phase	NEMA 5-20P	NEMA 5-30P
GRHDH-4PD	120, Single Phase	NEMA 5-30P	N/A

Export voltages available.

CORD LOCATION

Control side at right base corner.

PLUG CONFIGURATIONS

NEMA 5-30P	NEMA L14-20P	CEE 7/7 Schuko	BS-1363

OPTIONS (NOT FOR RETROFIT)

- Designer Colors: Warm Red, Black, Gray Granite, White Granite, Navy Blue, Hunter Green, Antique Copper
- Double Side Opening
- Pan Skirts (Pan skirts on bottom shelf standard on humidified models)
- Flip-up Doors in lieu of Sliding Doors
- 7.5" (191 mm) Breath Protectors in lieu of Sliding Doors

- Mirrored Glass Doors on Server's Side
- Halogen Bulbs in lieu of Standard Display Lights

ACCESSORIES

- Slant Leg Kit (Non-humidified models)
- Display Sign Holder (Sign not included)
- Stainless Steel Food Pans
- Wire Trivets

PRODUCT SPECS

Heated Display Case

The infrared Heated Display Case shall be a Glo-Ray® Model ... as manufactured by the Hatco Corporation, Milwaukee, WI 53234 U.S.A.

With 24/7 parts and service assistance (U.S. and Canada only), the Display Case shall be rated at ... watts, ... volts and be ... inches (millimeters) in

overall width. It shall consist of a thermostatically-controlled heated base, full view tempered glass sides, and incandescent display lights.

The infrared heating element shall be tubular metal sheathed and the warmer shall have a 6' (1829 mm) cord with plug attached.

Accessories shall include slant leg kit, display sign holder (sign not included), stainless steel food pans, and wire trivets.

HATCO CORPORATION P.O. Box 340500 Milwaukee, WI 53234-0500 U.S.A. • (800) 558-0607 • (414) 671-6350
Fax (800) 543-7521 • Int'l. Fax (414) 671-3976 • www.hatcocorp.com • E-mail: equipsales@hatcocorp.com