



TOAST-RITE® ELECTRIC CONVEYOR TOASTERS

Models TRH-50, TRH-60

The Hatco Toast-Rite is a perfect alternative to pop-ups. Toast-Rite features *instant* color control on every toasted product. Conveyor speed, not temperature, determines toast color. You get faster, more uniform results slice after slice.

Multiple heating elements assure continuous toasting. If an element should fail, Toast-Rite will keep operating at a slightly lower production rate.

FLEXIBILITY

All Hatco Toast-Rite models include a heated toast storage area that holds toast at serving temperatures and eliminates condensation, preventing soggy toast.

Toast-Rite toasts everything from bread to buns, bagels to English muffins, ... even frozen waffles.

Every Toast-Rite model features a speed control, manual advance (can be ordered without), and factory attached 4' (1219 mm) cord and plug as standard equipment.

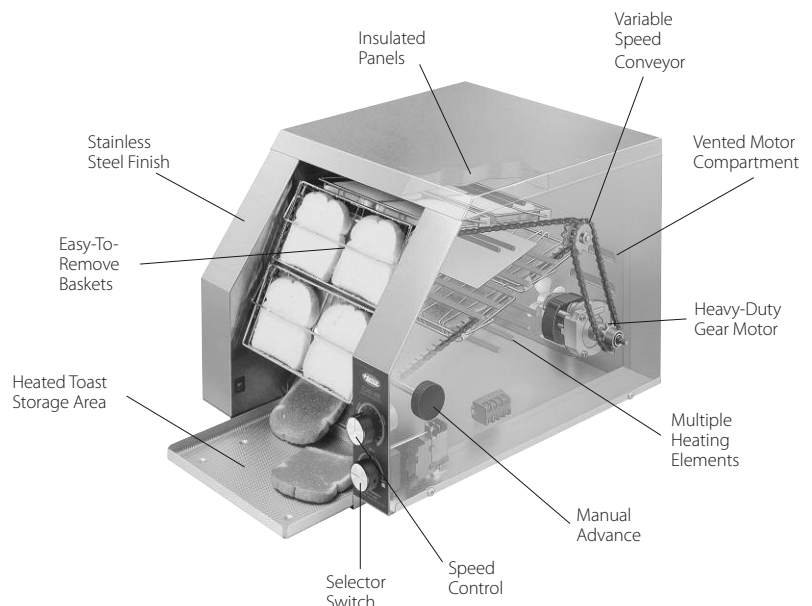
QUALITY

The following features assure the finest performance for years to come:

- Capacities of up to 8/min = 480 slices per hour or 10/min = 600 slices per hour.
- Select the degree of golden brown color desired and Hatco's color sensing system holds it automatically, slice after slice.
- All Toast-Rite models include a heated toast storage area designed to maintain serving temperatures and prevent condensation.
- Stainless steel construction is built for years of trouble-free service.
- Multiple heating elements assure continuous toasting and are guaranteed against burnout and breakage for two years.
- Designed to maximize operating efficiency and lower costs, Toast-Rite is fully insulated. The fiberglass heat barrier reflects heat back into the toasting area.
- Toast-Rite features a power saving thermostat for energy savings during non-peak times.
- Each Toast-Rite model features a speed control, manual advance, and a 4' (1219 mm) cord with plug.



Model TRH-60



ONE YEAR ON-SITE PARTS AND LABOR WARRANTY,
PLUS ONE ADDITIONAL YEAR PARTS-ONLY
WARRANTY ON ALL TOAST-RITE METAL SHEATHED
HEATING ELEMENTS

HATCO CORPORATION P.O. Box 340500 Milwaukee, WI 53234-0500 U.S.A.
(800) 558-0607 • (414) 671-6350 • Fax (800) 543-7521 • Int'l. Fax (414) 671-3976
www.hatcocorp.com • E-mail: equipsales@hatcocorp.com

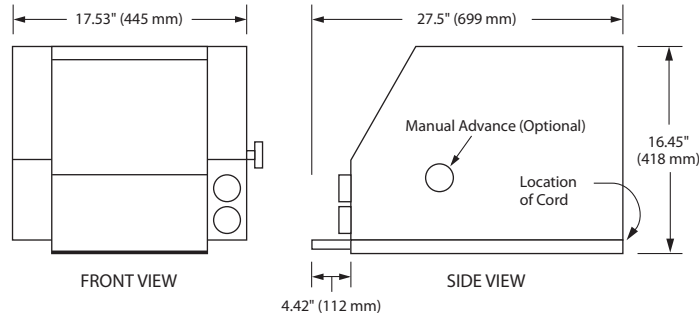
Form No. TR Spec Sheet

Printed in U.S.A.
June 2013



TOAST-RITE® ELECTRIC CONVEYOR TOASTERS

Models TRH-50, TRH-60



SPECIFICATIONS

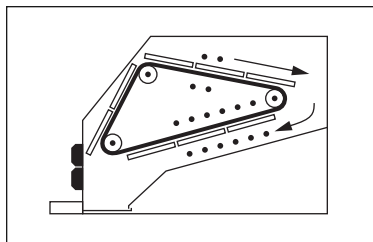
Model	kW	Type	Cap./Min.†	Shipping Weight
TRH-50	2.7	Bread or Buns	8 slices	60 lbs. (27 kg)
TRH-60	3.8	Bread or Buns	10 slices	60 lbs. (27 kg)

† Toasting capacity may vary by product. Toasting of coated products is not recommended.

Selector Chart

(Based on serving 2 slices per customer.)

Number of Customers	Model TRH-50	Model TRH-60
30	8 Minutes	6 Minutes
60	15 Minutes	12 Minutes
90	22 Minutes	18 Minutes
120	29 Minutes	24 Minutes



Product Flow

DIMENSIONS

All Models: 17.53"W x 27.5"D x 16.45"H (445 x 699 x 418 mm).

Tray Extends 4.42" (112 mm).

Basket Size: 10" x 4.63" (254 x 117 mm).

Maximum Bread Product Thickness: 1.25" (32 mm).

VOLTAGE

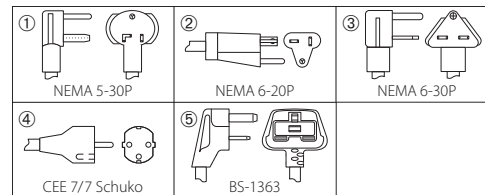
208 and 240 volts, 60 Hz, single phase (use NEMA 6-20P, model TRH-60, 208 volts, use NEMA 6-30P for Canada).

Model TRH-50 available in 120 volts – with a NEMA 5-30P plug. Export voltages available.

CORD LOCATION

Bottom right of center on back of unit.

PLUG CONFIGURATIONS



④ & ⑤ Export only.

AMP RATING

Model	120V	208V	240V
TRH-50	22.8 amps ①	13.2 amps ②	11.4 amps ②
TRH-60	—	18.5 amps ②③*	16.0 amps ②

*③ For Canada.

OPTIONS (NOT FOR RETROFIT)

- Control Cover

ACCESSORIES

- 4" (102 mm) Adjustable Legs (4)
- 20 Amp Receptacle, 250V (NEMA 6-20R)
- 30 Amp Receptacle, 125V (NEMA 5-30R)
- 30 Amp Receptacle, 250V (NEMA 6-30R)

PRODUCT SPECS

Conveyor Toaster

The electric Conveyor Toaster shall be a Hatco Model ... as manufactured by the Hatco Corporation, Milwaukee, WI 53234 U.S.A.

The toaster shall have the capacity to toast up to ... pieces per minute and it shall be rated at ... kW, ... volts, single phase. The toaster shall be of stainless steel design and shall include a front mounted control panel with a toast selector knob, variable speed control knob, and a toast collector pan.

HATCO CORPORATION P.O. Box 340500 Milwaukee, WI 53234-0500 U.S.A. • (800) 558-0607 • (414) 671-6350
Fax (800) 543-7521 • Int'l. Fax (414) 671-3976 • www.hatcocorp.com • E-mail: equipsales@hatcocorp.com

The toaster will have multiple metal sheathed heating elements and an impedance protected motor. It shall be complete with factory attached UL listed 4' (1219 mm) cord and plug.

One year on-site parts and labor warranty, plus one additional year parts-only warranty on all Toast-Rite metal sheathed heating elements with 24/7 parts and service assistance (U.S. and Canada only).