



CFI-2B-FGY

Commercial Series Glass Door Display Freezer



CFI-2B-FGY
2/27/15
Item #13360



- Stainless steel exterior front and sides
- Energy efficient, vacuum formed, seamless, one piece ABS interior liner
- Refrigerant flow is controlled with a TXV expansion valve
- Unique "ducted" air distribution system
- Energy efficient fluorescent light with independent on/off switch
- Solid state controller with temperature alarms and LED display (Fahrenheit or Celsius)
- Cabinet is insulated with 2-3/8" CFC free, foamed in place polyurethane
- Glass doors are energy efficient Triple Pane, Argon filled with Low-E non reflective coating & locks
- Self closing doors with stay-open feature
- One piece, full length, chrome handle
- Field reversible doors (with optional kit)
- Enamel coated evaporator coil
- Automatic hot gas condensate evaporator
- Stainless steel shelf supports
- (3) Epoxy coated wire shelves per section adjustable 1" on center
- Standard with 4" factory installed casters (two with brakes)
- Three years parts and labor warranty
- Five year compressor warranty
- 8 ft. cord and plug

* CFI-2B-FGY and CF2B-FGY are ENERGY STAR qualified

Dimensions / Capacity

| Model # | One Section CF1B-FGY | Two Section CF2B-FGY |
|---------------------------------------|-------------------------|-------------------------|
| Nominal Storage Capacity (CF) | 23.3 ft ³ | 51.0 ft ³ |
| Interior Storage Capacity (CF) (AHAM) | 20.9 ft ³ | 47.2 ft ³ |
| Overall Width x Depth | 27.5" x 34.8" | 55" x 34.8" |
| Height (including 4" casters) | 79.63" | 79.63" |
| Door Opening Width x Height | 22.8" x 59.6" | 22.8" x 59.6" |
| Depth with Door open at 90° | 60.5" | 60.5" |
| Adjustable Shelves | 3 | 6 |
| Shelf Dimensions (W x D) | 21.25" x 26" | 23.9" x 24.6" |
| Crated Shipping Weight | 352 lbs | 557 lbs |
| Crated Height x Width x Depth | 83" x 31.5" x 39.5" | 83" x 59" x 39.5" |

Electrical & Refrigeration Data

| Model # | One Section CF1B-FGY | Two Section CF2B-FGY |
|-------------------------------------|-------------------------|-------------------------|
| Amperage | 9.0 | 9.8 |
| Energy Consumption (kwh/day) | 8.68 | 13.73 |
| Heat Rejection (BTU/Hr.) @ NSF | 1493 | 1952 |
| Approx. Nominal Compres. BTU/HR(HP) | 2466(.5 HP) | 3000(.625 HP) |

Hoshizaki America, Inc. reserves the right to change specifications without notice.

Item #

Project:

Qty:

*AutoCad available on KCL

CFB-FGY Dimensions W x D x H

1 Section - 27.5" x 34.8" x 79.63"*

2 Section - 55" x 34.8" x 79.63"*
*with 4" casters

Electrical/Refrigeration

Voltage 115/60/1

HACR Breaker

1 & 2 Section - 15.0

Electrical Connection (NEMA)

1 & 2 Section - 5-15P

Voltage Range 104 - 126

Ambient Temp. Range 45° - 80°F

Control Setpoint Range -10° to +12°F

*Refrigerant R-404a

Warranty

Valid in United States, Canada, Puerto Rico, and U.S. Territories. Contact factory for warranty in other countries.

- **Three Year** - Parts & Labor on entire machine.
- **Five Year** - Parts on: Compressor.

Options

- Door reversal kit
- Additional epoxy shelves
- Stainless steel shelves
- Combination universal tray/pan slides
- Air filter



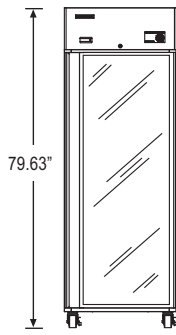
© HOSHIZAKI AMERICA, INC.

618 Hwy. 74 S., Peachtree City, GA 30269
TEL 800-438-6087
FAX 800-345-1325
www.hoshizaki.com

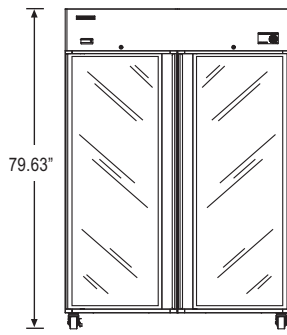


CFI-2B-FGY

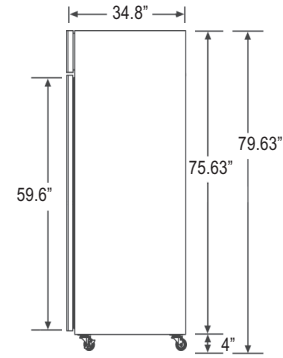
Commercial Series Glass Door Display Freezer



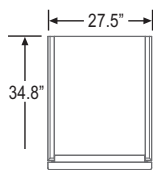
CFI1B-FGY



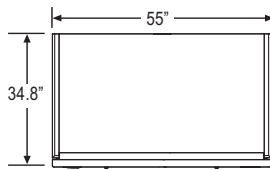
CFI2B-FGY



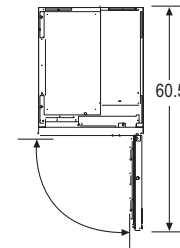
SIDE VIEW



PLAN VIEW



PLAN VIEW



SWING

Cabinet Construction

The exterior cabinet front, front panel, and sides, are constructed of high quality stainless steel. The exterior top, back and bottom are made from galvanized steel. The cabinet interior is constructed of a gray energy efficient, vacuum formed, seamless, one piece ABS liner. A unique "ducted" air flow system assures even temperature distribution throughout the cabinet. Three (3) heavy duty epoxy coated shelves per section are standard. Mounted on stainless steel pilasters, the shelves are adjustable in 1" increments. Cabinet walls and doors are insulated with 2-3/8" of environmentally friendly CFC free, foamed in place polyurethane. Side walls are fully foamed for additional structure at the top of the cabinet. An interior fluorescent light is activated with a separate on/off switch located on the front panel. 4" factory installed polyolefin, plated casters (two with brakes) are standard.

Door Construction

Glass doors are constructed of high grade silver anodized aluminum with a full length chrome handle. Door glass is energy efficient triple pane, Argon filled with Low-E non reflective coating and locks. The door hinges are all metal and include an adjustable torsion spring closure that will not wear out like traditional cam-lift hinges. Hinge plates are constructed of heavy duty stainless steel. Doors stay open at 90° and are self-closing at 75°. Snap-in magnetic door gaskets are durable and easily removed for cleaning. Door hinging is field reversible (with an optional door reversal hinge kit).

Refrigeration System

The high efficiency, self contained refrigeration system is top mounted and easily accessible for service. The refrigeration system components are assembled on a high density expanded polypropylene platform that is removable from the main unit. A unique, ducted air flow system achieves uniform air distribution within the cabinet. The evaporator coil is enamel coated for extended life. Energy efficient, automatic hot gas condensate evaporator removes condensation. A thermostatic expansion valve system controls the flow of environmentally friendly R-404A refrigerant through the evaporator. Defrost is time initiated temperature terminated. Solid state, digital controls monitor the operation and performance of the refrigeration system. The controls also provide high and low temperature and high and low voltage alarms. The controller has a digital LED display and is adjustable to either Fahrenheit or Celsius. 115 volt units are equipped with an eight foot cord and plug (20.0 amps or less).