

# F-1001/2001MLH

## MODULAR FLAKER ICE MACHINE

### LOW-SIDE SERIES

Item # \_\_\_\_\_

Project: \_\_\_\_\_

Qty: \_\_\_\_\_

\*AutoCad available on KCL

F-1001/2001MLH

7/14

Item #13129

#### FLAKER DIMENSIONS

W x D x H

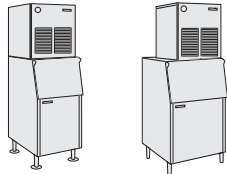
#### F-1001MLH

22 x 27<sup>3/8</sup> x 25<sup>15/16</sup>\*

#### F-2001MLH


30 x 27<sup>3/8</sup> x 34<sup>7/16</sup>\*

\* Requires a rack system for installation



F-1001/B-300

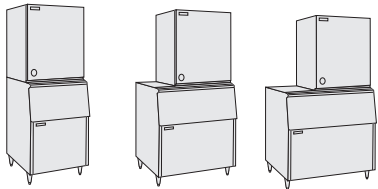
F-1001/B-500



B-700

B-800

B-900

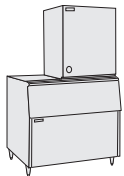


F-2000/B-500

F-2000/B-700

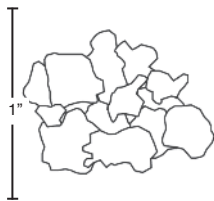
F-2000/B-800

Also available  
on Large Bins:  
B-1150SS  
B-1300SS  
B-1500SS  
B-1650SS



F-2000/B-900

#### \*FLAKED ICE DIMENSIONS



\*approximate size, image not to scale



#### F-1001MLH\*

Air-Cooled  
Shown on an optional  
B-700

#### F-2001MLH\*

Air-Cooled  
Shown on an optional  
B-900

\* Requires a rack system for installation

#### F-1001MLH

- Up to 1150 lbs. of ice production per 24 hours

#### F-2001MLH

- Up to 2280 lbs. of ice production per 24 hours

#### F-1001MLH & F-2000MLH

- Durable stainless steel exterior
- Advanced CleanCycle24® Design
- Removes sediment
- Cleaner ice
- Longer life and easy maintenance
- R-404A Refrigerant



ISO9001-15014:2001

#### Warranty

Valid in United States, Canada, Puerto Rico, & U.S. Territories. Contact factory for warranty in other countries.

**Three Year** - Parts & Labor on entire machine. (Serial numbers VxxxxxJ and after.)

**Five Year** - Parts & Labor on Compressor, air-cooled condenser.



# F-100I/200IMLH MODULAR FLAKER ICE MACHINE LOW-SIDE SERIES

## DIMENSIONS W x D x H

**F-100IMLH**  
22" x 27<sup>3/8</sup>" x 25<sup>15/16</sup>"

**F-200IMLH**  
30" x 27<sup>3/8</sup>" x 34<sup>7/16</sup>"

\* Requires a rack system for installation

• Air-cooled

• Air-cooled

### AIR-COOLED - F-100IMLH

Water Temp° F.	50°	70°	90°
Air Temp° F. 70°	1150	1035	1005
Air Temp° F. 80°	980	950	925
Air Temp° F. 90°	900	<b>885</b>	850

### AIR-COOLED - F-200IMLH

Water Temp° F.	50°	70°	90°
Air Temp° F. 70°	2280	1955	1915
Air Temp° F. 80°	2010	1835	1795
Air Temp° F. 90°	1760	<b>1733</b>	1685

### UTILITY CONSUMPTION

Model Number	KWH per 100 LBS. 90/70	Potable Water Gal. per 100 lbs.
F-100IMLH	1.8	12.0
F-200IMLH	0.6	12.0

### SPECIFICATIONS

Model Number	Amperage	Min. Circuit Ampacity	Shipping Weight
F-100IMLH	3.0	15	150 lbs.
F-200IMLH	6.14	15	250 lbs.

### STORAGE BINS

Model Number	Application Capacity	ARI-Rated Capacity
B-300	300 lbs.	260 lbs.
B-500	500 lbs.	360 lbs.
B-700	700 lbs.	550 lbs.
B-800	800 lbs.	600 lbs.
B-900	900 lbs.	660 lbs.
B-1150	1150 lbs.	N/A
B-1300	1275 lbs.	N/A
B-1500	1490 lbs.	N/A
B-1650	1605 lbs.	N/A

### ELECTRICAL & PLUMBING/F-100I/200IMLH

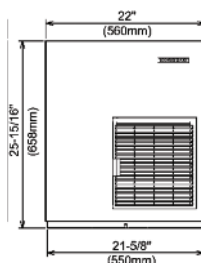
- 115V/60/1
- 3/8" OD copper or equivalent independent water supply with 1/4" nominal ID minimum
- 3/4" FPT independent drain connection



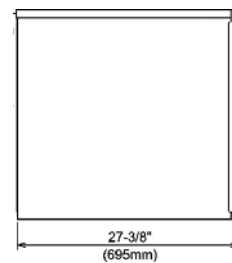
ISO 9001-15014001

© HOSHIZAKI AMERICA, INC.

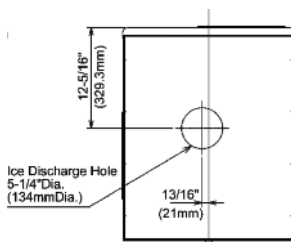
618 Hwy. 74 S., Peachtree City, GA 30269



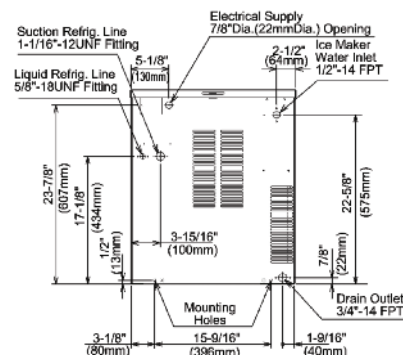
F-100I / FRONT VIEW



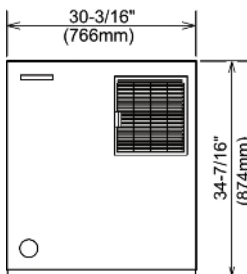
F-100I / SIDE VIEW



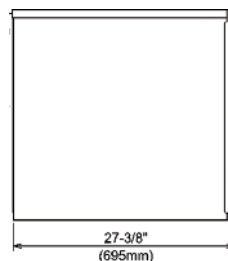
F-100I / ICE DROP ZONE



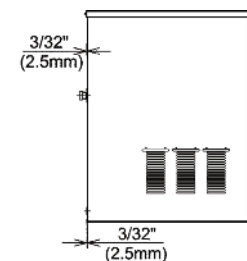
F-100I / BACK VIEW



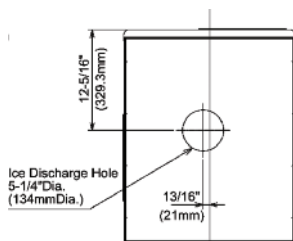
F-200I / FRONT VIEW



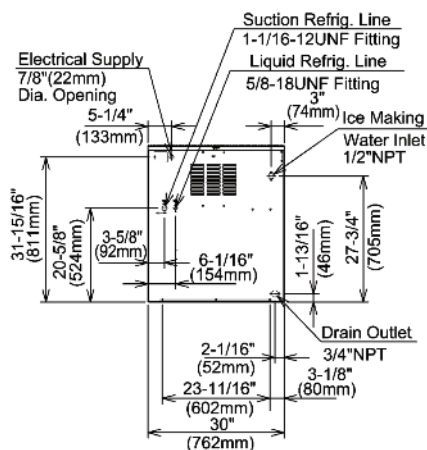
F-200I / SIDE VIEW



F-200I / RIGHT SIDE VIEW



F-200I / ICE DROP ZONE



F-200I / BACK VIEW

### OPERATING LIMITS

- Ambient Temp Range 45 - 100°F
- Water Temp Range 45 - 90°F
- Water Pressure 10 - 113psig
- Voltage Range 104 - 127V

### SERVICE

- Panels easily removed and all components accessible for service.
- Removable/cleanable air filter.

