

## Product Specification Sheet



Model No.	Description	Length	Depth**	Height w/casters	Voltage	Amps	HP	Power Cord	Est. Ship Weight
<b>Refrigerators</b>									
<b>GR22-LED</b>	One Door	26.50"	36.47"	83"	115	10.2	1/3	5-15P	330
<b>GR48-LED</b>	Two Door	52.25"	36.47"	83"	115	11.0	1/3	5-15P	520
<b>GR75-LED</b>	Three Door	78.00"	36.47"	83"	115	13.8	1/2	5-20P	720
<b>GR102-LED</b>	Four Door	103.75"	36.47"	83"	115/208-230	6.4/7.1	3/4	L14-20P	980
<b>Freezers / Frozen Food</b>									
<b>GF22-LED</b>	One Door	26.50"	36.47"	83"	115/208-230	16.0	1/2	5-15P	390
<b>GF48-LED</b>	Two Door	52.25"	36.47"	83"	115/208-230	16.0	3/4	L14-20P	590
<b>GF75-LED</b>	Three Door	78.00"	36.47"	83"	115/208-230	16.0	1	L14-20P	790
<b>GF102-LED</b>	Four Door	103.75"	36.47"	83"	115/208-230	16.0/16.0	(2) 3/4	L14-20P(2)	1174
<b>Freezers / Ice Cream</b>									
<b>GF22-IC-LED</b>	One Door	26.50"	36.47"	83"	115/208-230	12.0	3/4	L14-20P	390
<b>GF22-IC-LED-V7</b>	One Door	26.50"	36.47"	83"	115	16.0	3/4	5-20P	390
<b>GF48-IC-LED</b>	Two Door	52.25"	36.47"	83"	115/208-230	16.0	1-1/2	L14-20P	590
<b>GF75-IC-LED</b>	Three Door	78.00"	36.47"	83"	115/208-230	16.0	1-3/4	L14-20P	790
<b>GF102-IC-LED</b>	Four Door	103.75"	36.47"	83"	115/208-230	16.0/16.0	(2) 1-1/2	L14-20P(2)	1174

\*\*Depth with drain and door handle

MODEL NUMBER SUFFIX - B = Black Standard = White S = Stainless Steel

- Cases are designed to operate at 75 degrees Fahrenheit and 55% relative humidity
- Specification subject to change without notice



A Division of HMC Enterprises LLC • 831 East Cayuga St • Philadelphia, PA 19124 USA

(215) 464-6800 • 1-800-344-8222 • Fax (215) 969-4890 • E-Mail: sales@howardmccray.com • www.howardmccray.com

## Standard Specification and Optional Features

### CONSTRUCTION

- UL Classified to ANSI/NSF 7
- Heavy Duty Construction
- Foamed in place CFC free foam
- Removable front grille for easy servicing
- 1, 2, 3, or 4 door models available
- Heavy duty edge mounted hinges

### INTERIOR

- White aluminum ends and rear (optional black and stainless steel)
- White aluminum floors (optional black and stainless steel)
- Aluminum evaporator fan housing
- 4 Heavy duty epoxy coated shelves per door

### EXTERIOR

- White aluminum ends and front (optional black and stainless steel)
- Triple pane glass doors 23-3/4" x 62-1/4"
- Doors - chrome finish ( white and stainless steel)
- Doors - black finish ( black)
- 5" Casters

### LIGHTING

- Vertical LED light strips
- 1 Dr = 2 LED light strips
- 2 Dr = 4 LED light strips
- 3 Dr = 6 LED light strips
- 4 Dr = 8 LED light strips

### OPTIONAL FEATURES

- Door swing change
- Digital thermometer
- Extra shelf with clips
- Cantilever shelves
- Door locks
- Stainless steel, laminated or paint
- 6" Legs
- 115V\_GF22-V4 model

### Important Note:

**All refrigerated cases are designed to operate in an environment of 75 degrees and 55% relative humidity. Product must be cooled before being displayed within the case.**

## REFRIGERATORS

### ELECTRICAL REQUIREMENTS

- 8' Cord and plug see technical data
- UL/CUL listed
- 1, 2, 3 door units, 115V
- 4 door unit, 115V/208-230V

### REFRIGERATION

- Top mounted condensing unit
- R134a refrigeration
- 1, 2, 3 Door units Capillary tube
- 4 Door unit Expansion valve
- Electronically controlled with audio alarm
- Automatic air defrost
- Electric evaporator pan - (115V-separate plug)
- Remote available

## FREEZERS

### ELECTRICAL REQUIREMENTS

- 8' cord NEMA plug see technical data
- UL/CUL listed
- 115V/208-230V
- 115V on GF22-V7 model

### REFRIGERATION

- Top mounted condensing unit
- R404A expansion valve system
- Electronically controlled with audio alarm
- Automatic air defrost
- Electric condensate pan - (115V-separate plug)
- Remote available



### Technical Data/Refrigerators

Model No. <b>REFRIGERATORS</b>	SC R	GR22-LED R-GR22-LED	GR48-LED R-GR48-LED	GR75-LED R-GR75-LED	GR102-LED R-GR102-LED
<b>Length</b>		26.5"	52.25"	78"	103.75"
<b>Height w/ casters</b>		83"	83"	83"	83"
<b>Depth with drain cover handle</b>		36.47"	36.47"	36.47"	36.47"
(Dimensions are +/- 1/4")					
<b>Operating temperature</b>		36°F to 40°F	36°F to 40°F	36°F to 40°F	36°F to 40°F
<b>Refrigerant</b>	SC	R134a	R134a	R134a	R134a
<b>Expansion Valve</b>	R	R404A	R404A	R404A	R404A
<b>System type</b>		Capillary tube	Capillary tube	Capillary tube	Expansion valve
<b>Compressor size HP</b>	SC	1/3	1/3	1/2	3/4
<b>Refrigeration system</b>		Electronic controlled	Electronic controlled	Electronic controlled	Electronic controlled
<b>Defrost per day (24 hours)</b>	Air Defrost	Electronic controlled	Electronic controlled	Electronic controlled	Electronic controlled
<b>Defrost per day</b>	R.	1 per day	1 per day	1 per day	1 per day
<b>BTU's at +20°F Evap. Temp.</b>	R	1300	1900	2600	3000
<b>Voltage</b>	SC	115	115	115	115/208-230
<b>Amperage</b>	SC	10.2	11.0	13.8	6.4/7.1
<b>Voltage</b>	R	115	115	115	115
<b>Amperage, lights, fans</b>	R	2.6	3.4	4.1	6.4
<b>Cord and plug</b>	SC	5-15P	5-15P	5-20P	L14-20P
	R	NO	NO	NO	NO
<b>Drain electric condensate plug</b>		115V	115V	115V	115V
<b>Exterior color</b>		W, B, S	W, B, S	W, B, S	W, B, S
<b>Interior color</b>		W, B, S	W, B, S	W, B, S	W, B, S
<b>Door size</b>		23.75 x 62.25	23.75 x 62.25	23.75 x 62.25	23.75 x 62.25
<b>Total shelves</b>		4	8	12	16
<b>Shelf size</b>		(4) 20.75" x 23"	(8) 22.75" x 23"	(8) 22.75" x 23" (4) 25" x 23"	(8) 22.75" x 23" (8) 25" x 23"
<b>Cubic capacity</b>		22	48	75	102
<b>Shipping Info</b>					
<b>Height</b>		86"	86"	86"	86"
<b>Depth</b>		44"	44"	44"	44"
<b>Length</b>		31"	58"	84"	109"
<b>Gross weight SC/R</b>		330/215	520/405	720/595	980/830
<b>Cubic feet</b>		68	127	184	228

(ALL WHITE OR ALL BLACK, NO EXTRA CHARGE—IF COLORS ARE MIXED AN ADDITIONAL CHARGE WILL APPLY)

**Prefix**

SC = Self Contained  
R = Remote

**Suffix**

Standard White  
B = Black  
S = Stainless Steel  
LED = LED lighting

- Cases are designed to operate at 75 degrees Fahrenheit and 55% relative humidity
- Specification subject to change without notice



### Technical Data/Frozen Food Freezers

Model No. <b>FREEZER FROZEN FOOD</b>	SC R	GF22-LED R-GF22-LED	GF48-LED R-GF48-LED	GF75-LED R-GF75-LED	GF102-LED R-GF102-LED
Length		26.5"	52.25"	78"	103.75"
Height w/ casters		83"	83"	83"	83"
Depth with drain cover handle (Dimensions are +/- 1/4")		36.47"	36.47"	36.47"	36.47"
Operating temperature		-5°F to 5°F	-5°F to 5°F	-5°F to 5°F	-5°F to 5°F
Refrigerant	SC	R404A	R404A	R404A	R404A
Expansion Valve	R	R404A	R404A	R404A	R404A
System type		Expansion valve	Expansion valve	Expansion valve	Expansion valve
Compressor size HP	SC	1/2	3/4	1	(2) 3/4
Refrigeration system		Electronic controlled	Electronic controlled	Electronic controlled	Electronic controlled
Defrost per day (24 hours)	Air Defrost	Electronic controlled	Electronic controlled	Electronic controlled	Electronic controlled
Defrost per day	R.	3 per day	3 per day	3 per day	3 per day
BTU's at -15°F Evap. Temp.	R	2150	3480	4620	(2) 3480
Voltage	SC	115	115/208-230	115/208-230	115/208-230
Amperage	SC	16.0	16.0	16.0	16.0/16.0
Voltage	R	115	115/208-230	115/208-230	115/208-230
Amperage, lights, fans, defrost heaters	R	10.5	9.0	11.6	8.8/9.9
Cord and plug	SC R	5-20P NO	L14-20P NO	L14-20P NO	(2) L14-20P NO
Drain electric condensate plug		115V	115V	115V	115V
Exterior color		W, B, S	W, B, S	W, B, S	W, B, S
Interior color		W, B, S	W, B, S	W, B, S	W, B, S
Door size		23.75 x 62.25	23.75 x 62.25	23.75 x 62.25	23.75 x 62.25
Total shelves		4	8	12	16
Shelf size		(4) 20.75" x 23"	(8) 22.75" x 23"	(8) 22.75" x 23" (4) 25" x 23"	(8) 22.75" x 23" (8) 25" x 23"
Cubic capacity		22	48	75	102
<b>Shipping Info</b>					
Height		86"	86"	86"	86"
Depth		44"	44"	44"	44"
Length		31"	58"	84"	109"
Gross weight SC/R		390/240	590/440	790/650	1174/874
Cubic feet		68	127	184	228

**(ALL WHITE OR ALL BLACK, NO EXTRA CHARGE—IF COLORS ARE MIXED AN ADDITIONAL CHARGE WILL APPLY)**

**Prefix**

SC = Self Contained  
R = Remote

**Suffix**

Standard White  
B = Black  
S = Stainless Steel  
LED = LED lighting

- Cases are designed to operate at 75 degrees Fahrenheit and 55% relative humidity
- Cases are equipped with drains; check your local building codes for connection requirements.
- Specification subject to change without notice



### Technical Data/Freezers Ice Cream

Model No. <b>FREEZER ICE CREAM</b>	SC R	GF22-IC-LED R-GF22-IC-LED	GF48-IC-LED R-GF48-IC-LED	GF75-IC-LED R-GF75-IC-LED	GF102-IC-LED R-GR102-IC-LED
<b>Length</b>		26.5"	52.25"	78"	103.75"
<b>Height w/ casters</b>		83"	83"	83"	83"
<b>Depth with drain cover handle</b>		36.47"	36.47"	36.47"	36.47"
(Dimensions are +/- 1/4")					
<b>Operating temperature</b>		-15°F to -5°F	-15°F to -5°F	-15°F to -5°F	-15°F to -5°F
<b>Refrigerant</b>	SC	R404A	R404A	R404A	R404A
<b>Expansion Valve</b>	R	R404A	R404A	R404A	R404A
<b>System type</b>		Expansion valve	Expansion valve	Expansion valve	Expansion valve
<b>Compressor size HP</b>	SC	3/4	1-1/2	1-3/4	(2) 1-1/2
<b>Refrigeration system</b>		Electronic controlled	Electronic controlled	Electronic controlled	Electronic controlled
<b>Defrost per day (24 hours)</b>	Air Defrost	Electronic controlled	Electronic controlled	Electronic controlled	Electronic controlled
<b>Defrost per day</b>	R.	3 per day	3 per day	3 per day	3 per day
<b>BTU's at -35°F Evap. Temp.</b>	R	2311	4019	6002	7986
<b>Voltage</b>	SC	115/208-23	115/208-230	115/208-230	115/208-230
<b>Amperage</b>	SC	12.0	16.0	16.0	16.0/16.0
<b>Voltage</b>	R	115	115/208-230	115/208-230	115/208-230
<b>Amperage, remote, lights, fans, defrost heaters</b>	R	10.5	9.0	11.6	8.8/9.9
<b>Cord and plug</b>	SC	L14-20P (V7) 5-20P	L14-20P	L14-20P	(2) L14-20P
	R	NO	NO	NO	NO
<b>Drain electric condensate plug</b>		115V	115V	115V	115V
<b>Exterior color</b>		W, B, S	W, B, S	W, B, S	W, B, S
<b>Interior color</b>		W, B, S	W, B, S	W, B, S	W, B, S
<b>Door size</b>		23.75 x 62.25	23.75 x 62.25	23.75 x 62.25	23.75 x 62.25
<b>Total shelves</b>		4	8	12	16
<b>Shelf size</b>		(4) 20.75" x 23"	(8) 22.75" x 23"	(8) 22.75" x 23" (4) 25" x 23"	(8) 22.75" x 23" (8) 25" x 23"
<b>Cubic capacity</b>		22	48	75	102
<b>Shipping Info</b>					
<b>Height</b>		86"	86"	86"	86"
<b>Depth</b>		44"	44"	44"	44"
<b>Length</b>		31"	58"	84"	109"
<b>Gross weight SC/R</b>		390/240	590/440	790/650	1174/874
<b>Cubic feet</b>		68	127	184	228

(ALL WHITE OR ALL BLACK, NO EXTRA CHARGE—IF COLORS ARE MIXED AN ADDITIONAL CHARGE WILL APPLY)

**Prefix**

SC = Self Contained  
R = Remote

**Suffix**

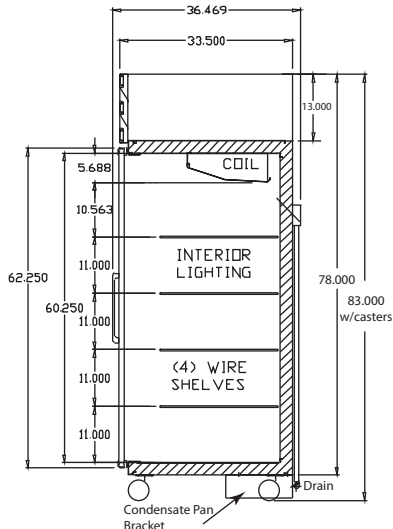
Standard White  
B = Black  
S = Stainless Steel  
LED = LED lighting

- Cases are designed to operate at 75 degrees Fahrenheit and 55% relative humidity
- Cases are equipped with drains; check your local building codes for connection requirements.
- Specification subject to change without notice

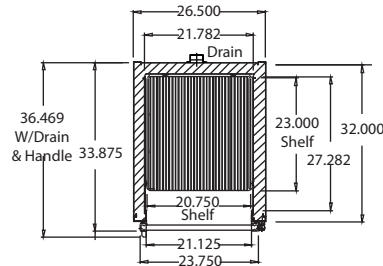




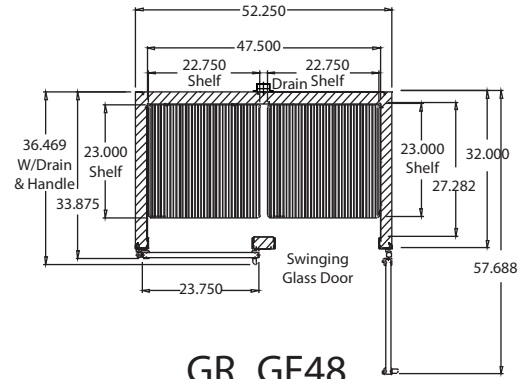
**Technical Data • Side View • Plan View**



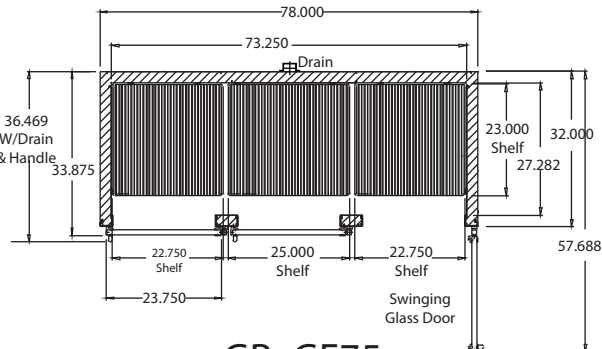
**Cross Section**



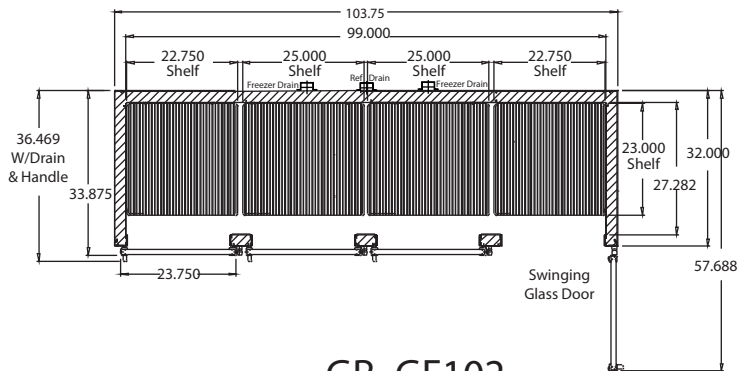
**GR\_GF22**



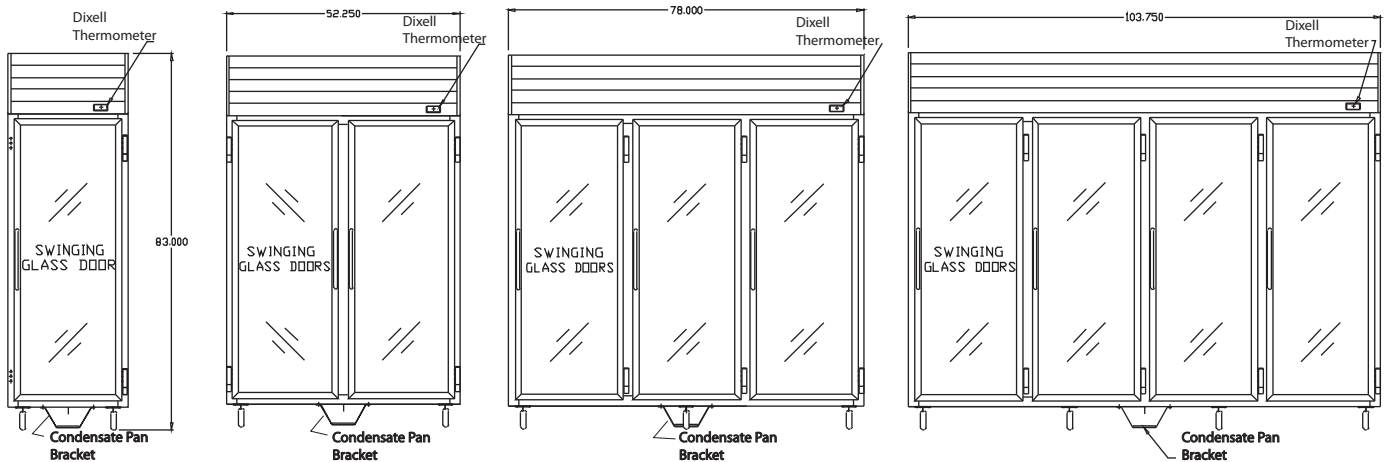
**GR\_GF48**



**GR\_GF75**



**GR\_GF102**



**Front View**

