

Model Numbers
IR-4-E IR-4-E-XB



9" (229 mm) sealed round plate elements with easy to clean flat surface.



5 KW element provides even heating throughout the oven cavity.



Splatter screen protects the element from spills.



Large 5" (127 mm) stainless steel landing ledge for convenient plating.



Durable cast aluminum with a vylox heat protection grip.



IR-4-E shown with optional casters

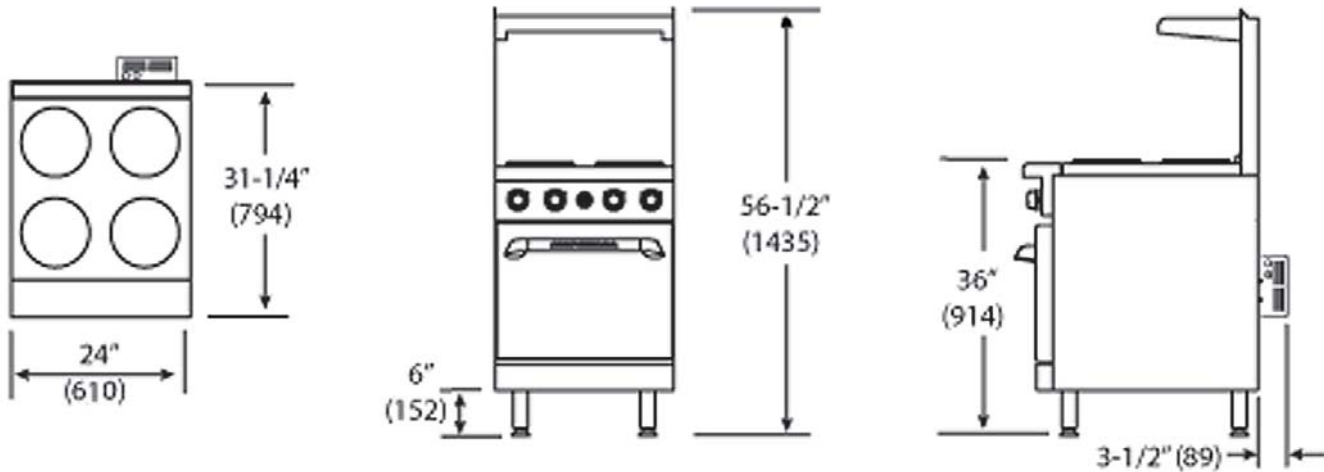
ROUND PLATE ELEMENTS - 2 KW round plate elements with easy-to-clean flat surface.

- Provides a solid flat surface for fast, even heating.
- Plates are 9" (229) diameter for maximum pan contact.
- Solid top prevents spills from entering unit making clean-up easy.
- Infinite heat controls for maximum cooking flexibility.



SPACE SAVER OVEN - High performance 5 KW element provides even heating throughout the oven interior.

- Unique baffle above the element distributes heat flow to provide even cooking temperatures throughout the 5 KW oven.
- Splatter screen protects the element from spills.
- Space saver oven interior accommodates standard 18" x 26" (457 x 660 mm) sheet pans front-to-back.
- Oven is 20" w x 26" d x 14" h (508 w x 660 d x 356 h mm).
- Heavy duty thermostat with temperature range from 150°F to 500°F (65°C to 260°C).
- Porcelainized sides, rear, deck and door lining.
- Stamped inner door liner provides extra strength while optimizing heat retention.
- One chrome oven rack is included.





24" ELECTRIC RANGES

TOP	MODEL	NUMBER OF PLATES	OVEN WIDTH	SHIP WEIGHT (KW) LBS
	IR-4-E	4	20" (508 mm)	(210) 465
	IR-4-E-XB	4	N/A	(184) 405

Measurements in () are metric equivalents

NOTES

- "XB" specifies Open Cabinet Base

EXTERIOR

- Stainless steel front, sides, backguard, shelf, landing ledge and kick plate
- Welded and polished stainless steel seams
- Large 5" (127 mm) stainless steel landing ledge
- Control knobs are durable cast aluminum with a heat protection grip
- 6" (152 mm) heavy duty legs with adjustable feet
- One year parts and labor warranty

DIMENSIONS

24" w x 31-1/4" d x 36" h*
(610 x 794 x 914 mm)

* to cooktop

CRATED DIMENSIONS

26-1/2" w x 39" d x 35" h
(673 x 991 x 889 mm)

CLEARANCE REQUIREMENTS

For use only on non-combustible floors. Legs or casters are required for non-combustible floors; or 2" (51 mm) overhang is required when curb mounted. Provide 0" clearance from non-combustible surfaces and 6" (152 mm) from combustible surfaces.

24" WIDE RANGES ELECTRICAL REQUIREMENTS

Model	Total KW	Volts	Ph	Amps
IR-4-E	13.3	208	1	64
	13.3	208	3	37
	13.3	240	1	55
	13.3	240	3	32
	13.3	480	3	16
IR-4-E-XB	8	208	1	38
	8	208	3	22
	8	240	1	33
	8	240	3	19
	8	480	3	10

- Available in 208 and 240 volts, 1 and 3 phase.
Please indicate at time of order

OPTIONS AND ACCESSORIES

- 6" (152 mm) stainless steel stub back, in lieu of standard backguard
- 11" (279 mm) stainless steel stub back, in lieu of standard backguard
- Reinforcement channels for mounting cheesemelter or salamander
- Extra oven racks
- 6" (152 mm) casters
- 480 volts, 3 phase

