



Item# \_\_\_\_\_

Job \_\_\_\_\_



## SUPER ERECTA SHELF® WINE SHELVING COMPONENTS

- Although the standard units offered in both types of wine shelving will meet a large range of wine storage needs, there will be instances where it is advantageous to order this shelving by components.

Often it is possible to make more efficient utilization of storage space or to provide for special storage needs by using components to create a different configuration than a standard unit. At other times cost savings can be effected by eliminating unneeded components of the standard units, such as reducing the number of bin dividers and bottle supports when part of the unit will be used for storage in cartons or ordering fewer end or back panels if units are to be placed end-to-end or back-to-back.


### Basic Components

- **Posts with Foot Plate:** Order Four. All posts are fitted with triangular foot plates which bolt the units to the floor for greater stability.

### DIMENSIONS:

Cat. No.	Overall Height (in.)	Approx. Pkd. Wt. Ea. (lbs.)
74FPC	74 <sup>3</sup> / <sub>4</sub>	4.5
86FPC	86 <sup>3</sup> / <sub>4</sub>	5.5

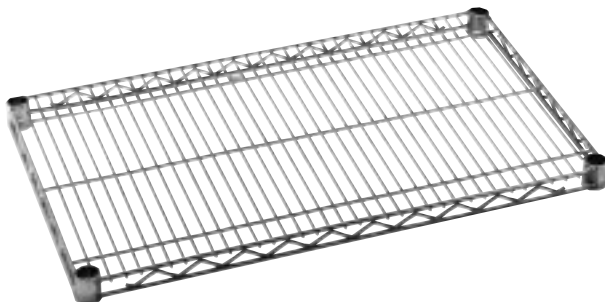
### 14" Cradle Shelves



Cradle Shelf

Cat. No.	Width (in.)	Length (in.)	Approx. Pkd. Wt. (lbs.)	Capacity (750ml bottles)
W1436NC	14	36	7	9
W1448NC	14	48	8.5	12

### 14" Flat Wire Shelves



Cat. No.	Width (in.)	Length (in.)	Approx. Pkd. Wt. (lbs.)
1436NC	14	36	9.5
1448NC	14	48	12



**InterMetro Industries Corporation**  
 North Washington Street  
 Wilkes-Barre, PA 18705  
 www.metro.com

Job \_\_\_\_\_

## SUPER ERECTA SHELF® WINE SHELVING COMPONENTS




### Enclosure Components

#### End Panels\*

- Order two per unit, except that when units are placed end-to-end only one panel is needed between each pair of units.

Cat. No.	Width (in.)	Height (in.)	Approx. Pkd. Wt. (lbs.)	Use With Posts
EP27C	13	60	11	74FPC
EP28C	13	75	13	86FPC




End Panels

#### Back Panels\*

- Order two per 36" long unit; order three per 48" long unit. (None needed if units are placed against wall. Only one set needed if two units are placed back-to-back.)

Cat. No.	Width (in.)	Height (in.)	Approx. Pkd. Wt. (lbs.)	Use With Posts
BP27C	14½	60	11	74FPC
BP28C	14½	75	13	86FPC

\*For end and back panels to fit properly, there must be a shelf spaced every 15 inches as in the standard 15" spacing for bin racks and 5" spacing for cradle shelving.




Back Panels

#### Door Set (Fits only WB257C and WC257C)

Cat. No.	Width (in.)	Height (in.)	Approx. Pkd. Wt. (lbs.)	Fits Units
ED57C	51	60	42	48" long x 74¾" high

Two end panels must be used in order to assemble door set.




Door Set

#### Wall Clamps

- To give single units greater stability, two clamps hook under the top shelf and can be secured with fasteners suitable to the wall.

#### Cat. No 9984C



Wall Clamp

Bin Divider

### Bin Components for Bulk Storage Units

#### Bin Dividers


- Use on 1436NC or 1448NC shelves spaced 15" apart. For standard positioning, use template #C5-077.

Cat. No.	Width (in.)	Height (in.)	Approx. Pkd. Wt. (lbs.)
BD15C	12½	19	2

#### Bottle Supports

- For use on 1436NC and 1448NC shelves when bottles are to be stacked in bins.

Cat. No.	Length (in.)	Approx. Pkd. Wt. (lbs.)	Use on Shelf Length
BS3C	35	2	36"
BS5C	47	2	48"



Bottle Support

### Accessories for Bulk and Cradle Storage Units

#### Joining Hook

- Used when units are placed back-to-back or end-to-end.

Cat. No.	Width (in.)	Depth (in.)	Height (in.)
JH2C	2 <sup>1</sup> / <sub>32</sub>	1 <sup>5</sup> / <sub>8</sub>	2 <sup>1</sup> / <sub>4</sub>



Joining Hook

#### Label Holders

- See sheet 10.06 for a complete selection.

#### 14" Wall Mounts

- Both types of wine shelves can be wall-mounted. See sheet #10.40 for 14" direct and post-type wall mounts.

Manufactured by:



InterMetro Industries Corporation

North Washington Street, Wilkes-Barre, PA 18705  
Phone: 570-825-2741 • Fax: 570-825-2852

For Product Information Call: 1-800-433-2232

Visit Our Web Site: [www.metro.com](http://www.metro.com)

L02-026

Rev. 12/00 BJ

Printed in U.S.A.

Information and specifications are subject to change without notice. Please confirm at time of order.