



Item # _____

Job _____



METROMAX iQ™ ACCESSORIES

Metromax iQ Storage System consists of interchangeable corrosion proof Metromax i™ and corrosion resistant Metromax Q™ shelves and posts. While most accessories are compatible on both shelf styles, some must be selected based on the style of shelf, and are noted accordingly. Accessories listed in this specification sheet are NSF listed unless noted otherwise.

2" (51mm) Stackable Shelf Ledges

- Prevent items from falling off shelves.
- Snap on and off quickly. Easily stacked to contain larger items
- Corrosion proof: Polymer (High-Density Polypropylene) and Type 304 stainless steel.
- Ships assembled.


i Ledge Model No.	Q Ledge Model No.	Type	Nominal Length (in.) (mm)	
MXLS18-2S	MQLS18-2S	Side	18	457
—	MQLS21-2S	Side	21	530
MXLS24-2S	MQLS24-2S	Side	24	610
MXL24-2S	MQL21-2S	Back	24	610
MXL30-2S	MQL30-2S	Back	30	760
MXL36-2S	MQL36-2S	Back	36	914
MXL42-2S	MQL42-2S	Back	42	1066
MXL48-2S	MQL48-2S	Back	48	1219
MXL54-2S	MQL54-2S	Back	54	1370
MXL60-2S	MQL60-2S	Back	60	1524
MXL72-2S	MQL72-2S	Back	72	1829



8" (203mm) Shelf Dividers — standard duty

- Use to create organized compartments or to simply separate shelf contents.
- Easily repositioned on grid and solid shelves.
- Corrosion proof: Polymer (High-Density Polypropylene).
- Three-piece design — Ships assembled.


i Ledge Model No.	Q Ledge Model No.	Nominal Length (in.) (mm)	
MXD18-8	MQD18-8	18	457
MXD24-8	MQD24-8	24	610



8" (203mm) Universal Shelf Dividers — light duty, for open grid shelves

- Maximum flexibility: Can be repositioned along the entire shelf.
- Easiest divider to install.
- Three-piece design; clips connect to any open grid or wire shelf; divider panel then drops into place. Does not attach to solid shelves.
- Corrosion proof: Polymer (High-Density Polypropylene).

i and Q Model No.	Fits Shelf Depth	Nominal Length (in.) (mm)	
MUD18-8	18", 21" (457, 530mm)	18	457
MUD24-8	24" (610mm)	24	610



Replacement clips: Model No. MTLA Bag of (2)



InterMetro Industries Corporation
North Washington Street
Wilkes-Barre, PA 18705
www.metro.com





Shelf-to-Shelf Dividers

- Create full height compartments to fully organize the storage cube between two shelves.
- Can be used as a side ledge or interior divider.
- Compatible with any MetroMax i™ or MetroMax Q open grid shelf or Metro wire shelf.
- Consists of a divider assembly and (4) mounting clips.

Divider assembly: high density polypropylene 4" (102mm) panels and stainless steel rods.

Mounting clips: high density polyethylene (HDPE)

i and Q Model No.	Fits Shelf Depth (in.) (mm)		Nominal Length (in.) (mm)
MD18-16	18, 21	457, 530	16 406
MD18-20	18, 21	457, 530	20 508
MD18-24	18, 21	457, 530	24 610
MD24-16	24	610	16 406
MD24-20	24	610	20 508
MD24-24	24	610	24 610



Replacement mounting clips may be ordered.
RPM3-S2SBAG Bag of (4) clips


Enclosure Panels

- An efficient way of enclosing the sides and back of all shelves in a unit to contain stored contents.
- Slot opening: 3" W x 3⁷/₈" H.
- Designed to work on MetroMax i™ and MetroMax Q units. Mounting clips included.
- CRS wire with durable taupe epoxy finish. Mounting clips — Acetyl
- Replacement mounting clips for enclosures.

MetroMax i: RPMX3-RODTAB Bag of (8) clips

MetroMax Q: RPMQ3-RODTAB Bag of (8) clips + (1) enclosure adapter

i and Q Model No.	Width/Height (in.) (mm)		For Use With Post Height (in.) (mm)		For Use With Shelf Width (in.) (mm)		Approx. Pkd. Wt. (lbs.) (kg)	
	MEP35E	12 ³ / ₈ x51 ¹ / ₄	315x1300	54	1370	18	457	6 ¹ / ₄
MEP36E	12 ³ / ₈ x59 ¹ / ₄	315x1505	63	1600	18	457	7	3.2
MEP37E	12 ³ / ₈ x71 ¹ / ₄	315x1810	74	1880	18	457	8 ³ / ₄	4.0
MEP55E	18 ³ / ₈ x51 ¹ / ₄	467x1300	54	1370	24	610	9	4.1
MEP56E	18 ³ / ₈ x59 ¹ / ₄	467x1505	63	1600	24	610	10 ¹ / ₄	4.7
MEP57E	18 ³ / ₈ x71 ¹ / ₄	467x1810	74	1880	24	610	11 ³ / ₄	5.3



Enclosure Panel



MetroMax i Mounting Clip



MetroMax Q Mounting Clip

Panels Required to Enclose Both Ends of Shelving Unit or Cart

Post Height	Shelf Width			
	18" (457mm)	21" (530mm)	24" (610mm)	
54" (1370mm)	(2) MEP35E	(2) MEP55E	(2) MEP55E	
63" (1600mm)	(2) MEP36E	(2) MEP56E	(2) MEP56E	
74" (1800mm)	(2) MEP37E	(2) MEP57E	(2) MEP57E	

Post Height	Shelf Length							
	30" (760mm)	36" (914mm)	42" (1066mm)	48" (1219mm)	54" (1370mm)	60" (1524mm)	66" (1677mm)	72" (1825mm)
54" (1370mm)	(2) MEP35E	(1) MEP35E (1) MEP55E	(2) MEP55E	(2) MEP35E (1) MEP55E	(1) MEP35E (2) MEP55E	(3) MEP55E		(1) MEP35E (3) MEP55E
63" (1600mm)	(2) MEP36E	(1) MEP36E (1) MEP56E	(2) MEP56E	(2) MEP36E (1) MEP56E	(1) MEP36E (2) MEP56E	(3) MEP56E		(1) MEP36E (3) MEP56E
74" (1880mm)	(2) MEP37E	(1) MEP37E (1) MEP57E	(2) MEP57E	(2) MEP37E (1) MEP57E	(1) MEP37E (2) MEP57E	(3) MEP57E		(1) MEP37E (3) MEP57E


METROMAX iQ™ ACCESSORIES



Super Slide

- Easily attaches to the shelf frame (under the mats) and is sized to hold 3", 5", 6", and 8" (76, 127, 152, 203mm) tall tote boxes.
- MetroMax i™ and Q models available.
- Corrosion-resistant taupe epoxy finish.

i		Q		Width		Length		Width		Approx. Pkd. Wt.	
Model No.	Model No.	(in.)	(mm)	(in.)	(mm)	(in.)	(mm)	(in.)	(mm)	(lbs.)	(kg)
MXSS2E	MQSS2E	20 ³ / ₈	520	21 ⁵ / ₈	550	10 ¹ / ₄	260	5 ¹ / ₄	2		



Undershelf Slide

- Easily attaches to the MetroMax i™ shelf frame to allow you create a more versatile storage system.
- Tote box can serve as a drawer on mobile units or utility carts.
- Aluminum finish.

i	Fits Shelf Width		Length		Approx. Pkd. Wt.	
Model No.	(in.)	(mm)	(in.)	(mm)	(lbs.)	(kg)
BSD2218XA	18	457	22 ³ / ₄	578	3 ¹ / ₄	1.5
BSD2224XA	24	610	17 ³ / ₄	451	3 ³ / ₄	1.7

NOTE: Not adaptable to 24" (610mm) long MetroMax i shelf.



Metro® Tote Boxes for Super Slide System

Model No. White Totes	Model No. Natural Totes	Width/Length		Height		Approx. Pkd. Wt.	
		(in.)	(mm)	(in.)	(mm)	(lbs.)	(kg)
MTB93030W	TB93030NAT	17 ¹ / ₂ x22 ³ / ₈	457x570	3	75	0.44	0.012
MTB93050W	TB93050NAT	17 ¹ / ₂ x22 ³ / ₈	457x570	5	127	0.79	0.022
MTB93060W	TB93060NAT	17 ¹ / ₂ x22 ³ / ₈	457x570	6	150	0.97	0.027
MTB93080W	TB93080NAT	17 ¹ / ₂ x22 ³ / ₈	457x570	8	203	1.32	0.037



Adjustable Slides

- Slides can be adjusted left to right to accommodate a variety of pan, tray, and container sizes.
- MetroMax i™ and Q models available.
- Corrosion-resistant taupe epoxy finish.

i	Q	Fits Shelf Width		Length	Approx. Pkd. Wt.	
Model No.	Model No.	(in.)	(mm)		(lbs.)	(kg)
MX18SE	MQ18SE	18	457	Adjustable	10 ³ / ₄	5
MX24SE	MQ24SE	24	610	Adjustable	12 ³ / ₄	6





Storage Level Frames

- Open four sided frames accommodate drop-in accessories including wire baskets and stainless drying racks.
- Includes corrosion proof MetroMax i™ frame and a bag of wedges

Nominal Exterior		i and Q		Frame Interior		Approx. Pkd. Wt.	
Width (in.)	Length (mm)	Model No.	Width/Length (in.)	Width/Length (mm)	(lbs.)	(kg)	
18	457	M4F1824	18x20	457x510	4 ³ / ₄	2.2	
18	457	M4F1830	18x26	457x660	6	2.7	
18	457	M4F1836	18x32	457x810	7	3.2	
18	457	M4F1842	18x38	457x965	8 ¹ / ₄	3.8	
18	457	M4F1848	18x44	457x1120	9 ¹ / ₂	4.3	
18	457	M4F1854	18x50	457x1219	10 ¹ / ₂	4.8	
18	457	M4F1860	18x56	457x1370	11 ³ / ₄	5.3	
18	457	M4F1872	18x68	457x1725	14	6.4	
24	610	M4F2424	24x20	610x510	7 ¹ / ₂	3.4	
24	610	M4F2430	24x26	610x660	9 ¹ / ₂	4.3	
24	610	M4F2436	24x32	610x810	11 ¹ / ₄	5.1	
24	610	M4F2442	24x38	610x965	13 ¹ / ₄	6.0	
24	610	M4F2448	24x44	610x1120	15	6.8	
24	610	M4F2454	24x50	610x1219	17	7.7	
24	610	M4F2460	24x56	610x1370	18 ³ / ₄	8.5	
24	610	M4F2472	24x68	610x1725	22 ¹ / ₂	10.2	



Wire Baskets

- Conveniently hold small items
- 9" (229mm) deep
- Built in storage handles allow easy removal
- Corrosion resistant taupe epoxy finish.



Model No.	Nominal Width (in.) (mm)	Nominal Length (in.) (mm)	Approx. Pkd. Wt. (lbs.) (kg)
MB1816XE	18 457	16 406	9 4.1
MB1822XE	18 457	22 560	10 4.5
MB2416XE	24 610	16 406	10 4.5
MB2422XE	24 610	22 560	12 5.5

NOTE: MB1822XE and MB2422XE are not adaptable to 24" (610mm) long MetroMax i storage level frames

Configuration Chart

Frame	B1816XE	Qty. to Fill Out Shelf Frame	B2422XE
		B1822XE	B241616XE
M4F1836	2		
M4F1842	1	1	
M4F1848		2	
M4F1860	2	1	
M4F1872		3	
M4F2436			2
M4F2442			1
M4F2448			2
M4F2460			2
M4F2472			3

Additional Basket options: Not NSF listed



I.V. Storage Basket

Epoxy coated. Can be mounted level or at 10 degree slant.

Model No. IVB1

See Spec Sheet 30.20 for detail.



Glassware Handling Basket

Vinyl coated. Fits 18 x 36" (457 x 914mm) MetroMax i™ frame.

Model No. GWBSKT36

See Spec Sheet 52.01 for detail.



Stainless Steel Drop-in Racks

- Open wire design to safely dry pots, pans, and containers
- To create a storage level with stainless drop-in order the following
 - Qty. 1 Drop-in rack
 - Qty. 1 4-sided MetroMax i™ frame
 - Qty. 1 MetroMax i™ center beam
- Can be retrofitted to existing MetroMax i™ shelves. Simply remove the mats and drop in the stainless drying rack.
- Center beams: RPMX36-CBEAM, RPMX48-CBEAM, RPMX60-CBEAM



i and Q Model No.	Width (in.) (mm)	Length (in.) (mm)	Height (in.) (mm)	Wire Spacing (in.) (mm)	Approx. Pkd. Wt. (lbs.) (kg)
DR36S	24 610	33 ⁷ / ₈ 860	5 ¹ / ₄ 133	³ / ₄ 19	9 4.1
DR48S	24 610	45 ⁷ / ₈ 1165	5 ¹ / ₄ 133	³ / ₄ 19	12 5.4
DR60S	24 610	57 ⁷ / ₈ 1470	5 ¹ / ₄ 133	³ / ₄ 19	15 6.8

Cutting Board and Tray Drying Rack System

- Rack is mounted to standard MetroMax i™ or MetroMax Q shelf.
- Promotes safe air drying of cutting boards and trays.
- 1¹/₈" (28mm) and 3" (76mm) slide spacing available.

i and Q Model No.	Fits Shelf (in.) (mm)	Upright Spacing (in.) (mm)	Upright Height (in.) (mm)	Tray Capacity	Approx. Pkd. Wt. (lbs.) (kg)
MTR2436XE	24x36 457x914	1 ¹ / ₈ 28	6 150	24	13.5 6.1
MTR2448XE	24x48 457x1219	1 ¹ / ₈ 28	6 150	34	18.0 8.2
MTR2460XE	24x60 457x1524	1 ¹ / ₈ 28	6 150	42	22.5 10.2
MTR2436XEA	24x36 457x914	3 76	6 150	10	9.8 4.4
MTR2448XEA	24x48 457x1219	3 76	6 150	14	13 5.9
MTR2460XEA	24x60 457x1524	3 76	6 150	17	16.3 7.4



Can Rack System

- Front loading, front dispensing can rack holds eight #10 cans or twelve #5 cans.
- Tough, corrosion resistant taupe epoxy finish.
- Mounts on any MetroMax i™ or MetroMax Q shelf.

i and Q Model No.	Width/Length/Height (in.) (mm)	Approx. Pkd. Wt. (lbs.) (kg)
CR24E	7 ⁷ / ₈ x25 ⁵ / ₁₆ x15 200x643x381	10 4.5



3-Sided frames

- 1" (25mm) x 1¹/₂" (38mm) structural steel tubing. Includes tri-lobal adapters to attach to posts. (Replacement adapters: Model No. MTLA bag of 4)
- Corrosion resistant taupe epoxy finish.
- Use when configuring work tables or as a 3-sided ledge to contain bulky items.

i and Q Model No.	Nominal Width (in.) (mm)	Nominal Length (in.) (mm)	Approx. Pkd. Wt. (lbs.) (kg)
M3TF1824E	18 457	24 406	11 5
M3TF1830E	18 457	30 760	12 5.4
M3TF1836E	18 457	36 914	13 5.7
M3TF1848E	18 457	48 1220	15 6.6
M3TF1860E	18 457	60 1524	18 8.2
M3TF2424E	24 610	24 406	12 5.4
M3TF2430E	24 610	30 760	13 5.7
M3TF2436E	24 610	36 914	14 6.4
M3TF2448E	24 610	48 1220	18 8.2
M3TF2460E	24 610	60 1524	20 9.1





Handles

Use handles on mobile units to improve maneuvering and ergonomics. Handles will fit both MetroMax i™ and MetroMax Q units. Stainless steel material will offer long lasting performance.

Extended Handle

- Type 304 stainless steel handle and reinforced nylon tri-lobal adapters.

i and Q Model No.	Fits Shelf Depth		Extension Depth (Post to Edge of Handle)		Approx. Pkd. Wt.	
	(in.)	(mm)	(in.)	(mm)	(lbs.)	(kg)
MEH18S	18	457	4.5	113	2.5	1.1
MEH21S	21	530	4.5	113	2.6	1.2
MEH24S	24	610	4.5	113	2.7	1.3



Easy-Grip Handle

- Ergonomic design.
- Type 304 stainless steel handle and reinforced nylon tri-lobal adapters.

i and Q Model No.	Fits Shelf Depth		Extension Depth (Post to Edge of Handle)		Approx. Pkd. Wt.	
	(in.)	(mm)	(in.)	(mm)	(lbs.)	(kg)
MERGH18S	18	457	6	151	2.5	1.1
MERGH24S	24	610	6	151	3.0	1.4



Swing-Up Handle

- Ideal for maneuvering heavier loads.
- Type 304 stainless steel handle and reinforced nylon tri-lobal adapters.

i and Q Model No.	Fits Shelf Depth		Extension Depth (Post to Edge of Handle)		Approx. Pkd. Wt.	
	(in.)	(mm)	(in.)	(mm)	(lbs.)	(kg)
MSUH24S	24	610	17.75	447	4.5	2.0



Replacement Tri-Lobal Adapters

Model No. MTLA 4 pair per bag



MTLA



Mounted to Polymer Post

METROMAX iQ™ ACCESSORIES



Stem Casters

Stem casters are used with stem caster posts to create transport carts or to enable fully loaded stationary storage units to be easily repositioned when cleaning floors or walls.

Consider stem casters with polymer horns and stainless axles (5PCX, 5PCBX, 5PCRX) for greater corrosion protection.

- **MetroMax iQ Stem Casters:** Use with polymer or steel stem caster posts to create a storage and transport unit to meet your needs.

Model No.	Wheel Tread	Type	Wheel Diameter		Face		Load Rating		Approx. Pkd. Wt.	
			(in.)	(mm)	(in.)	(mm)	(lbs.)	(kg)	(lbs.)	(kg)
5MX	Resilient	Stem/Swivel	5	127	1¼	32	200	90	2¾	1.2
5MBX	Resilient	Stem/Brake	5	127	1¼	32	200	90	3	1.4
5MRX	Resilient	Stem/Rigid	5	127	1¼	32	200	90	3¾	1.7
5MPX	Polyurethane	Stem/Swivel	5	127	1¼	32	300	135	2¼	1.0
5MPBX	Polyurethane	Stem/Brake	5	127	1¼	32	300	135	2½	1.1
5MPRX	Polyurethane	Stem/Rigid	5	127	1¼	32	300	135	2¼	1.0
5MDXA	Resilient	Stem/Swivel Donut	5	127	1¼	32	250	110	2½	1.1
5MDBXA	Resilient	Stem/Brake Donut	5	127	1¼	32	250	110	2½	1.1
5MDRXA	Resilient	Stem/Rigid Donut	5	127	1¼	32	250	110	2½	1.1

Donut bumpers included.



5MPX

- **Polymer Casters:** Corrosion-resistant design.

Model No.	Wheel Tread	Type	Wheel Diameter		Face		Load Rating		Approx. Pkd. Wt. (lbs.) (kg)	Temperature Range (continuous)	
			(in.)	(mm)	(in.)	(mm)	(lbs.)	(kg)			
5PCX	Polyurethane	Swivel	5	127	1¼	32	300	135	2	.9	-20°F to 120°F
5PCBX	Polyurethane	Brake	5	127	1¼	32	300	135	2	.9	-20°F to 120°F
5PCRX	Polyurethane	Rigid	5	127	1¼	32	300	135	2	.9	-20°F to 120°F



5PCX

Specific Models with Antimicrobial Protection

Cat. No.	Wheel Tread	Type	Wheel Diameter		Face		Load Rating		Approx. Pkd. Wt. (lbs.) (kg)	Temperature Range (continuous)	
			(in.)	(mm)	(in.)	(mm)	(lbs.)	(kg)			
5PCXM	Polyurethane	Swivel	5	127	1¼	32	300	135	2	.9	-20°F to 120°F
5PCBXM	Polyurethane	Brake	5	127	1¼	32	300	135	2	.9	-20°F to 120°F

NOTE 1: Optional thread guards (blue) may be ordered by adding ".TG" to the desired model number (e.g. 5PC-TG, 5PCB-TG, 5PCR-TG).

NOTE 2: Stem casters are shipped with donut bumpers at no extra charge.

NOTE 3: Rigid casters are held in place by a connecting channel. When ordering, shelf depth must be provided.



Replacement Bumper Model No. M9992DBX

Truck Dolly Bases

For heavy duty mobile applications. Truck dollies are available in aluminum or stainless construction with corner bumpers or wrap-around bumpers.

For more information, refer to Spec Sheet 11.37



Mounting Bolt Kit

When ordering a dolly frame for use with MetroMax i™ or MetroMax Q, include mounting bolt kit **DMK-2X** on order.

Order one mounting bolt kit per dolly.



METROMAX iQ™ ACCESSORIES

Label Holders

- Plastic holders snap onto shelf edge to accommodate 1" (25mm) adhesive label. Label not included.
- i and Q versions available.
- Optional label holder covers exist for MetroMax Q models. Cover snaps onto the label holder to hold a non-adhesive label in place or to protect any label from dirt and moisture.



MetroMax i™

Model No.	Actual Length		Fits Shelf		Approx. Pkd. Wt.	
	(in.)	(mm)	(in.)	(mm)	(lbs.)	(kg)
9989PX	1x4 ¹ / ₂	25.4x114	All		.03	.01
9989X1	1x11 ⁹ / ₃₂	25.4x285	24	610	.14	.06
9989X2	1x17 ⁹ / ₃₂	25.4x438	30	760	.24	.10
9989X3	1x23 ⁹ / ₃₂	25.4x590	36	914	.30	.13
9989X4	1x29 ⁹ / ₃₂	25.4x742	42	1060	.35	.15
9989X5	1x35 ⁹ / ₃₂	25.4x895	48	1219	.40	.18
9989X6	1x41 ⁹ / ₃₂	25.4x1047	54	1370	.45	.20

MetroMax Q

Label Holder Model No.	Cover Model No.	Length	
		(in.)	(mm)
Q04LH	Q04LHC	4	102
Q24LH	Q24LHC	24	610
Q30LH	Q30LHC	30	760
Q36LH	Q36LHC	36	914
Q42LH	Q42LHC	42	1066
Q48LH	Q48LHC	48	1219
Q54LH	Q54LHC	54	1370
Q60LH	Q60LHC	60	1524
Q72LH		72	1825

Color Shelf Markers

- Attach easily to shelf for content identification.
- Available in seven standard colors.
- i and Q versions available.

i Model No.	Q Model No.	Shelf Marker Color	Length	
			(in.)	(mm)
CSM6-BX	CSM6-BQ	Blue	6	152
CSM6-GX	CSM6-GQ	Green	6	152
CSM6-RX	CSM6-RQ	Red	6	152
CSM6-TX	CSM6-TQ	Tan	6	152
CSM6-WX	CSM6-WQ	White	6	152
CSM6-YX	CSM6-YQ	Yellow	6	152
CSM6-GRX	CSM6-GRQ	Gray	6	152



All Metro Catalog Sheets are available on our Web Site: www.metro.com



InterMetro Industries Corporation

North Washington Street, Wilkes-Barre, PA 18705
 Phone: 570-825-2741
 Fax: 570-825-2852

L02-179
 Printed in U.S.A. Rev. 4/10
 Information and specifications are subject to change without notice. Please confirm at time of order.
 Copyright © 2009 InterMetro Industries Corp.

For Product Information:
 U.S. and Canada: 1.800.433.2232

Latin America: 1.561.333.3824
 Europe: +31.76.587.7550

Asia/Pacific: +65.6567.8003
 Middle East/Africa: +971.4.811.8286