



Item # _____

Job _____

METRO® SmartWall™ WALL MOUNT SYSTEM

A flexible, interchangeable system of components that allow customization of a wall mounted prep, storage, warewashing or other productivity station.

Vertical wall supports mount directly into wall studs for superior system strength.

- Fully adjustable for customizing work center.
- Broad range of accessories.
- Components remove easily for cleaning.
- NSF listed

Fold-Down Prep Station: Comprised of back wall grid system to hold accessories, a fold-down work table, and high level perimeter shelving.

Prep Station: Grid for accessories and high-level shelving, mount above any work surface.

Storage Station: Easily adjustable shelves and brackets along vertical uprights accommodate storage of various items.

Warewashing Station: Accessory grid holds warewashing tools. Overhead rack allows air drying of pots, pans, etc. over sink.



Fold-Down Prep Station



Prep Station



Warewashing Station



Storage Station



InterMetro Industries Corporation
North Washington Street
Wilkes-Barre, PA 18705
www.metro.com

Copyright © 2000 InterMetro Industries Corp.



Specifications

Bright basic steel with Super Erecta Brite™ finish and Metrolac™ coating.

NOTE: User should determine that wall material and method of mounting are suitable to support the shelves and their contents.

System Components



Vertical Uprights

(pairs) Super Erecta Brite™ finish.

Cat. No.	Type	Height	
		(in.)	(mm)
WS15BR	15-slot upright	45	1145
WS10BR	10-slot upright	30	760



Horizontal Tubular Supports

(pairs) Super Erecta Brite™ finish.
(one pair required per shelf)

Cat. No.	Shelf Length	
	(in.)	(mm)
HS24BR	24	610
HS30BR	30	760
HS36BR	36	910
HS42BR	42	1065
HS48BR	48	1220
HS60BR	60	1525
HS72BR	72	1825




Wire Shelf Brackets

(pairs) Super Erecta Brite™ finish.

Cat. No.	Shelf System Depth		Shelf Type*
	(in.)	(mm)	
WB14BR	14	355	SES
WB18BR	18	455	SES, PE, MM
WB21BR	21	535	SES
WB22BR	22	560	SES, MM
WB24BR	24	610	SES, MM

*SES Super Erecta® shelf; PE PolyErecta™ shelf;
MM MetroMax® shelf.

Load Rating: 14"-250 lbs. (113 kg); 18"-200 lbs. (91kg); 21"-150 lbs. (68 kg); 22"-150 lbs.



Grid Direct Mounting Bracket

(for mounting grid directly to wall)

Kit consists of 6 brackets. Use one kit for each 18" wire grid and two kits for 33" grid.

Cat. No.
WGBRKT

Load Rating: 250 lbs. total for grid

Shelf Collar Plugs

4 required on each MetroMax® shelf; optional on PolyErecta™ and Super Erecta® shelves.

Cat. No.	Shelf System Type*
9997C	SES
9997X	MM
9997PE	PE

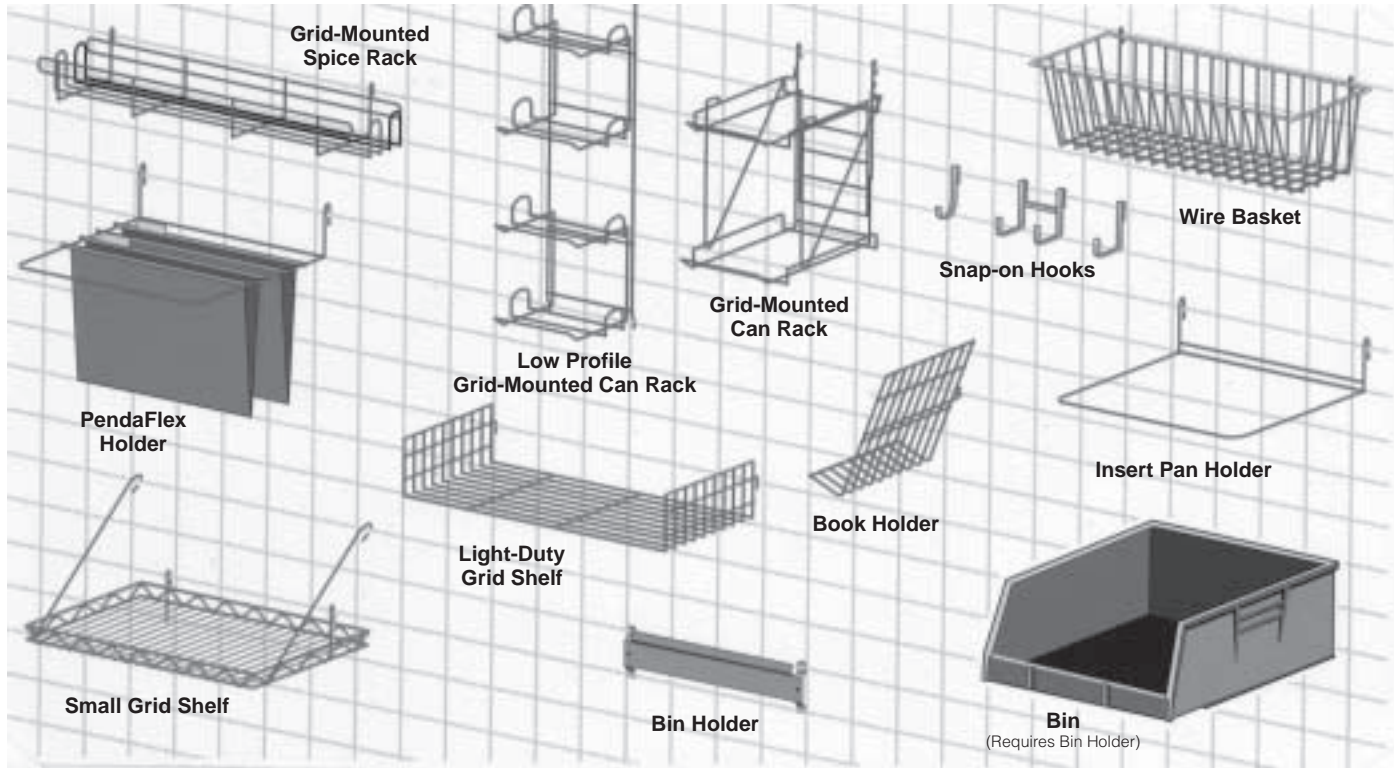
* SES Super Erecta® shelf; PE PolyErecta™ shelf;
MM MetroMax® shelf.

Grids (3" x 3" openings)

Super Erecta Brite™ finish.

Cat. No.	Size	
	(in.)	(mm)
PBA-GPC	33x54	840x1350
WG1836BR	18x36	455x910
WG1848BR	18x48	455x1220
WG1860BR	18x60	455x1525

Accessories attach easily to the Metro SmartWall™ System grid.

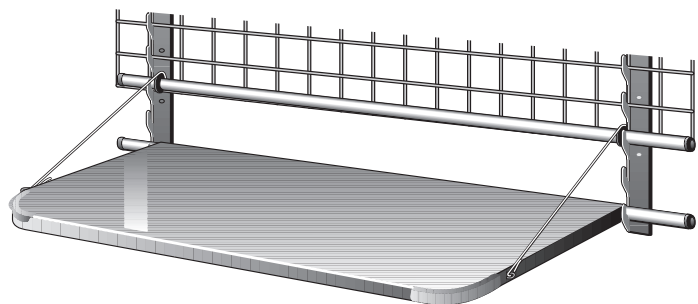


Fold-Down Work Surface

(plated steel frame with Type 304 Stainless Steel removable work surface). Requires WS15BR uprights; horizontal tubular supports included.

Cat. No.	Nominal Size	
	(in.)	(mm)
FDWS	18x42	455x1065

Load Rating: 150 lbs. (68 kg)





METRO® SmartWall™ SYSTEM ACCESSORIES

Specifications

Bright basic steel with Super Erecta Brite™ finish and Metrolac™ coating.

Fold down work surface – Type 304 stainless steel.

Dimensions

Cat. No.	Description	Height		Width		Length		Approx. Pkd. Wt.	
		(in.)	(mm)	(in.)	(mm)	(in.)	(mm)	(lbs.)	(kg)
SR24BR	Grid-Mounted Spice Rack	4	102	5¼	133	22½	571	3½	1.6
CR4BR	Grid-Mounted Can Rack, 4 Capacity	12	305	8¼	210	13¾	349	4	1.8
CR4LPBR	4 Capacity Low-Profile Can Rack	28½	724	6½	165	7¾	197	4¼	1.9
STP3BR	Insert Pan Holder	4	102	7½	190	12½	317	2¼	1.0
PBA-MS	Small Grid Shelf	—	—	16¾	425	16¾	425	6	2.7
PBA-GSD	Light Duty Grid Shelf	—	—	9	228	18½	470	4	1.8
MB30230B	Blue Bin Packed 12/Ctn*	5	127	5½	140	10⅞	279	1	0.45
MB30235B	Blue Bin Packed 6/Ctn*	5	127	11	280	10⅞	279	1½	0.68
MB30240B	Blue Bin Packed 12/Ctn*	7	180	8¼	210	14¾	375	2	0.91
PBA-1BH	Small Bin Holder	1	25	11¾	298	11	280	1	0.45
PBA-2BH	Large Bin Holder	1	25	22¼	565	22	559	2	0.91
PBA-PFH	PendaFlex Holder	—	—	6¼	159	12½	317	3	1.3
PBA-CHD	Book Holder	9	228	2	50	—	—	3	1.3
HK23C	Small Hook	3½	89	1¼	32	—	—	0.12	0.05
HK26C	Double Hook	3½	89	2	50	3¾	95¼	0.30	0.14
HK25C	Large Hook	3½	89	2	50	—	—	0.18	0.08
H209C	Wire Basket	7	180	5	127	13⅞	345	8½	4.0
H210C	Wire Basket	5	127	7½	190	17⅞	440	7	3.0
H212C	Wire Basket	10	255	7½	190	17⅞	440	11	5.0

*NOTE: Bins are available in carton quantities only. Order in multiples of carton quantity. For example: 12 ea. MB30230B = 1 carton; 24 ea. MB30230B = 2 cartons.

Accessories for 24" x 48" shelves:

TR2448XE	Tray Drying Rack w/ 1½" Spacing	6	150	24	610	48	1220	18	8.2
TR2448XEA	Tray Drying Rack w/ 3" Spacing	6	150	24	610	48	1220	13	5.9

Accessory for 18" wire Super Erecta® shelves:

HDB18C	Snap-on Drop Baskets	11	279.5	18	457	22	560	6	2.7
--------	----------------------	----	-------	----	-----	----	-----	---	-----

Manufactured by:



InterMetro Industries Corporation

North Washington Street, Wilkes-Barre, PA 18705

Phone: 570-825-2741 • Fax: 570-825-2852

For Product Information Call: 1-800-433-2232

Visit Our Web Site: www.metro.com

L03-064
Rev. 11/00
Printed in U.S.A.

Information and specifications are subject to change without notice. Please confirm at time of order.

