

Project _____
 Item _____
 Quantity _____
 CSI Section 11400 _____
 Approval _____
 Date _____

Models
Delta® 115



Standard Features

- Cleans 1,200 glasses an hour
- 12" clearance allows cleaning of taller stemware, glasses and mugs
- Composite carousel conveyor prevents chipping and damage to glasses, mugs and stemware
- Low-water protection for pump and wash tank heating element
- Quick-removal side panel allows tool-free access to vacuum breakers for ease of service
- Simplified, front access to all controls and chemical settings
- Efficient 1/10 hp wash pump
- Conveniently located conveyor drive motor
- Single-switch, auto-fill operation
- Convenient, expanded chemical storage inside machine
- Built-in chemical pumps and priming switches
- Wash/rinse temperature gauges
- Durable 304 stainless steel construction
- Adjustable rinse control allows hot or cold water final rinses for flexible sanitizing methods
- Adjustable bullet feet
- Unit fits compactly underbar
- Removable wash/rinse arms with removable end caps on (both lower and upper) wash/rinse arms combine for ease in cleaning
- Double-wall cabinet for quiet operation and less heat loss

Accessories/Options

- Scrap tray
- Scale Prevention System (SPS)
- Replacement cartridges for SPS (2-pack)
- Water Hammer Arrestor

Specifications

12" (305 mm) wash clearance

Quick-removal side panel allows tool-free access to vacuum breakers

Efficient 1/10 hp wash motor

Low-water protection for wash pump and wash tank heating element

Automatic conveyor system with composite carousel to prevent damage to glasses, mugs and stemware

Cleans 1,200 glasses per hour

Gravity drain

Removable end caps on (both lower and upper) wash and rinse arms for cleaning

Built-in chemical pumps and priming switches

Solid-state and electromechanical components

Clockwise rotation is standard

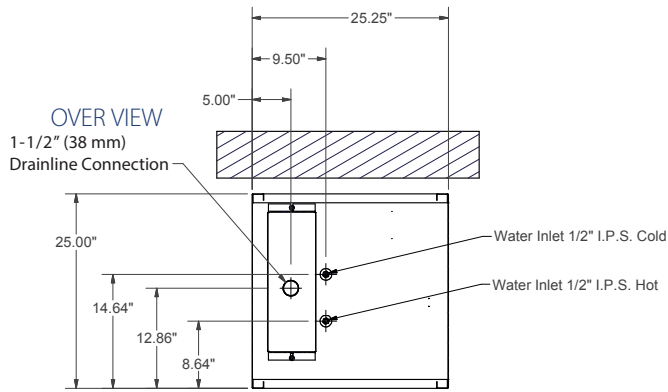
Durable stainless steel construction



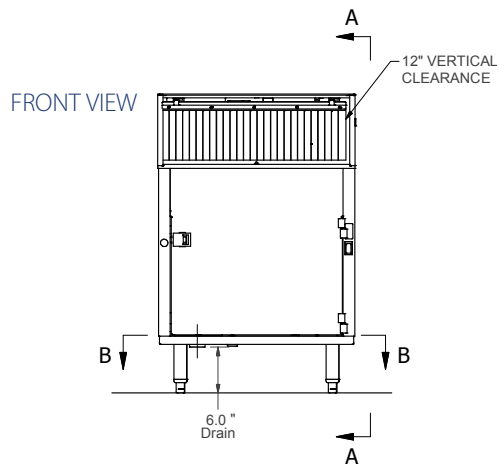


Warewashing Systems

Delta® 115



SECTION B-B



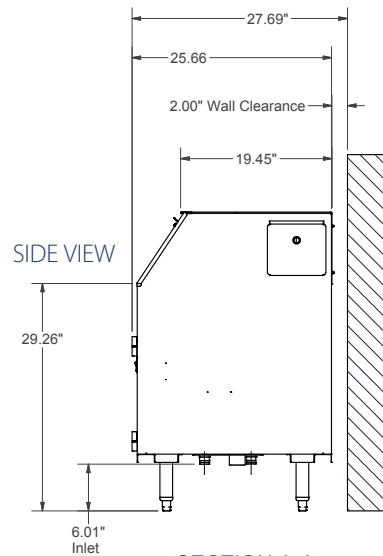
LEGEND

Scale = 0.09:1

Unless otherwise specified, dimensions are in inches.

A = Designates the machine's rightmost side from the front
B = Designates the machine's base

Adjusting the bullet feet will affect the machine's vertical dimensions



SECTION A-A

MODEL NO.	MACHINE DIMENSIONS				GLASS CLEARANCE	SHIPPING INFORMATION					
	HEIGHT	WIDTH	DEPTH	WALL CLEARANCE		WEIGHT	CLASS	CUBE	HEIGHT	WIDTH	DEPTH
Delta® 115	39" (991 mm)	25-1/4" (641 mm)	25-1/4" (641 mm)	2" (51 mm)	12" (305 mm)	210 lbs (95 kg)	92.5	28.2 cu. ft.	51" (1295 mm)	33" (838 mm)	29" (737 mm)

OPERATING CAPACITY/WATER & DRAIN REQUIREMENTS	
Glasses Per Hour	1,200
Hot Water Fill Capacity	3.0 gal (11.4 L)
Hot Water Inlet Temperature Minimum	130°F (54.4°C)
Minimum Cold Water Inlet Temperature	75°F (23.8°C)
Hot Water Inlet Pressure Range (PSI)	15 to 25 PSI
Cold Water Inlet Pressure Range (PSI)	15 to 25 PSI
Hot (Wash) Water Consumption Rate (GPM/LPM)	0.385 gal (1.46 L)
Cold (Rinse) Water Consumption Rate (GPM/LPM)	1.73 gal (6.5 L)
Normal Water Consumption Rate (GPM/LPM)	2.23 gal (8.44 L)
Incoming Waterline Size (Inches/Millimeters) IPS/MPS	1/2" (12.7 mm)
Inlet Hot Water Line Size (Inches/Millimeters) IPS/MPS	1/2" (12.7 mm)
Inlet Cold Water Line Size (Inches/Millimeters) IPS/MPS	1/2" (12.7 mm)
Minimum Drainline Size (Inches/Millimeters) IPS/MPS	1-1/2" (38 mm)

ELECTRICAL SPECIFICATIONS	
115V / 60HZ / 1PH	15.0 Amps
CHEMICAL SANITIZING SPECIFICATIONS	
Sodium Hypochlorite	50 PPM
Iodophor	12.5 PPM
Chemical Storage Capacity (Gallon/Liter Bottles)	3.0 gal (11.4 L)

COMPONENT SPECIFICATIONS	
Wash Pump Motor	1/10 hp
Wash Tank Capacity	3.0 gal (11.4 L)
Drive Motor	6.5 RPM

HOW TO SPECIFY: Delta® 115

Jackson WWS, Inc.

Shipping Address: 6209 North U.S. Highway 25E, Gray, KY 40734

Mailing Address: P.O.Box 1060, Barbourville, KY 40906

Telephone: 888-800-5672 • Fax: 606-523-1799

Email: info@jacksonwws.com

07610-004-28-04 [11/03/15]

www.jacksonwws.com

We reserve the right to change specifications in this bulletin without incurring any obligation for equipment previously or subsequently sold.