



"2PB-2DB" Pro-Bowl Sinks - 14 Gauge

Two Compartment Sinks w/ 2 Drainboard
w/ Stainless Steel Base & Bracing

AUTOQUOTES



STANDARD: 14 ga. 300 S/S welded Bowls
14 ga. 300 S/S Deck and Splash
10" Back Splash
12" or 14" Deep Bowls

14 Gauge 12" Deep		Qty	14 Gauge 14" Deep		Qty
42PB1618-2D18			42PB16184-2D18		
42PB1618-2D24			42PB16184-2D24		
42PB18-2D18			42PB184-2D18		
42PB18-2D24			42PB184-2D24		
42PB18-2D30			42PB184-2D30		
42PB1824-2D18			42PB18244-2D18		
42PB1824-2D24			42PB18244-2D24		
42PD1824-2D30			42PD18244-2D30		
42PB24-2D24			42PB244-2D24		
42PB24-2D30			42PB244-2D30		
4PB3024-2D30			42PB30244-2D30		
4PB3024-2D36			42PB30244-2D36		

FEATURES:

- * Standard 14 Gauge
Type 300 stainless steel with # 4 polish, satin finish
- * 12" & 14" Deep Bowls
- * All Corners, both vertical and horizontal, covered at 5/8" radius
- * Bottoms of bowls formed for drainage to 3-1/2" diameter die stamped opening
- * Full length **10" High Boxed Backsplash**, with 2" return to wall at 45 degree and 3/4" turned down rear lip
- * 1-1/8" Faucet Holes in Backsplash
- * Solid Stainless Steel front panel, type 300 stainless steel with # 4 polish, satin finish
- * All outside corners of assembly are Bullnosed to provide safe, clean and polished edge
- * Standard legs 1-5/8" diameter, 16 gauge stainless steel
- * Legs located directly under sink bowls, providing increased stability and maximum weight support
- * 36" Drainboards are standard w/ additional stainless steel legs

CONSTRUCTION:

Top: Stainless Steel Sinks are TIG welded, Exposed welds are polished to match adjacent surface.
Bases: Stainless Steel Bases, Standard K.D.

MATERIAL:

Bowls & 14 gauge stainless Steel
Top: Type 300 stainless steel with # 4 polish, satin finish
Legs: 1 5/8" Round O.D., 16 gauge stainless steel
Bracing: 1 1/4" Round O.D., 16 gauge stainless steel
Gussets: Stainless Steel
Feet: 1" adjustable stainless steel bullet feet

Bowl Sizes:

16" X 18"	18" X 24"
16" X 20"	24" X 24"
18" X 18"	30" X 24"

OPTIONAL ACCESSORIES

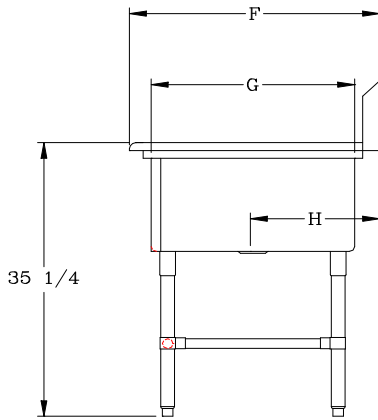
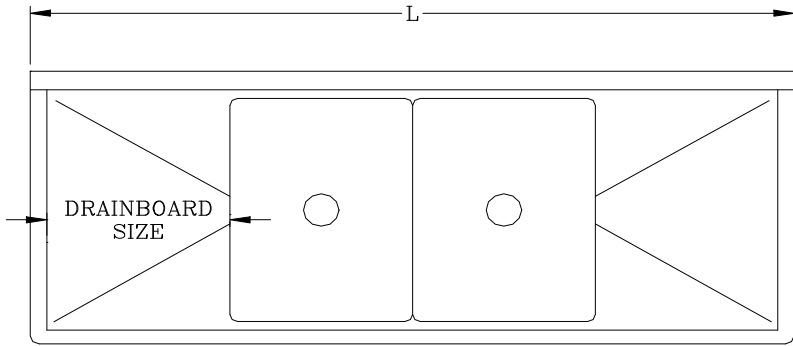
	Qty
END SPLASHS, RIGHT , LEFT or BOTH	
FAUCETS	
ADD-A-FAUCETS	
PRE-RINSE UNITS	
LEVEL WASTE	
OVERSHELVES	
POT RACK	

John Boos & Co

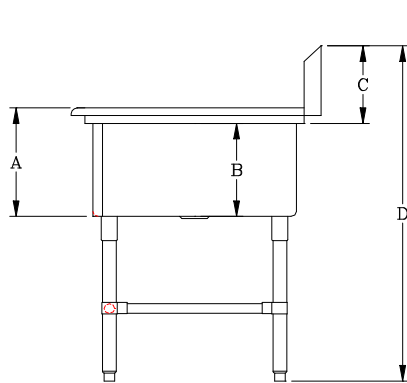
3601 S. Banker Street - Effingham, IL 62401
Phone: 217-347-7701 - Fax: 217-347-7705
Email: sales@johnboos.com - Web-site: www. johnboos.com

DETAILED SPECIFICATIONS

BOWLS	F	G	H
16 X 18	23-1/2"	18"	11-15/16"
16 X 20	25-1/2"	20"	12-15/16"
18 X 18	23-1/2"	18"	11-15/16"
18 X 24	29-1/2"	24"	14-15/16"
24 X 24	29-1/2"	24"	14-15/16"
30 X 24	29-1/2"	24"	14-15/16"



14 GAUGE * 12" DEEP				
MODEL	BOWL SIZE	DIMENSIONS	DB	WT.
42PB1618-2D18	16 X 18 X 12	71-1/4" X 23-1/2"	18"	328
42PB1618-2D24	16 X 18 X 12	83-1/4" X 23-1/2"	24"	337
42PB18-2D18	18 X 18 X 12	75-1/4" X 23-1/2"	18"	350
42PB18-2D24	18 X 18 X 12	87-1/4" X 23-1/2"	24"	367
42PB18-2D30	18 X 18 X 12	99-1/4" X 23-1/2"	30"	396
42PB1824-2D18	18 X 24 X 12	75-1/4" X 29-1/2"	18"	379
42PB1824-2D24	18 X 24 X 12	87-1/4" X 29-1/2"	24"	412
42PB1824-2D30	18 X 24 X 12	99-1/4" X 29-1/2"	30"	441
42PB24-2D24	24 X 24 X 12	99-1/4" X 29-1/2"	24"	452
42PB24-2D30	24 X 24 X 12	111-1/4" X 29-1/2"	30"	480
42PB3024-2D30	30 X 24 X 12	123-1/4" X 29-1/2"	30"	531
42PB3024-2D36	30 X 24 X 12	135-1/4" X 29-1/2"	36"	559



	12" Deep	14" Deep
A	14"	16"
B	12"	14"
C	10"	10"
D	43"	43"

14 GAUGE * 14" DEEP				
MODEL	BOWL SIZE	DIMENSIONS	DB	WT.
42PB16184-2D18	16 X 18 X 14	71-1/4" X 23-1/2"	18"	302
42PB16184-2D24	18 X 18 X 14	83-1/4" X 23-1/2"	24"	310
42PB184-2D18	18 X 24 X 14	75-1/4" X 23-1/2"	18"	322
42PB184-2D24	24 X 24 X 14	87-1/4" X 23-1/2"	24"	337
42PB184-2D30	18 X 18 X 14	99-1/4" X 23-1/2"	30"	362
42PB18244-2D18	18 X 24 X 14	75-1/4" X 29-1/2"	18"	347
42PB18244-2D24	18 X 24 X 14	87-1/4" X 29-1/2"	24"	377
42PB18244-2D30	18 X 24 X 14	99-1/4" X 29-1/2"	30"	402
42PB244-2D24	24 X 24 X 14	99-1/4" X 29-1/2"	24"	412
42PB244-2D30	24 X 24 X 14	111-1/4" X 29-1/2"	30"	437
42PB30244-2D30	30 X 24 X 14	123-1/4" X 29-1/2"	30"	482
42PB30244-2D36	30 X 24 X 14	135-1/4" X 29-1/2"	36"	507

All dimensions are typical.

Tolerance +/- .500".

All units ship unassembled for reduced shipping cost.

John Boos & Co

3601 S. Banker Str - Effingham, IL 62401 Phone: 217-347-7701 - Fax: 217-347-7705

Email: sales@johnboos.com - Web-site: www.johnboos.com



July 2013

John Boos is constantly engaged in a program of improving products and therefore reserves the right to change specification without prior notice