



Slim Line - Underbar Ice Bins W/ Cold Plate

Item #	_____	Qty	_____
Model #	_____		
Project	_____		



EUBIB-3018CP7

ICE BIN - 7 Circuit Cold Plate

MODEL #	Length	Width	Height	Weight
EUBIB-2418CP7	24"	18"	30"	65
EUBIB-3018CP7	30"	18"	30"	83
EUBIB-3618CP7	36"	18"	30"	92
EUBIB-4818CP7	48"	18"	30"	116

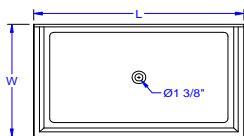
** Weights are subject to additional packaging

ICE BIN - 10 Circuit Cold Plate

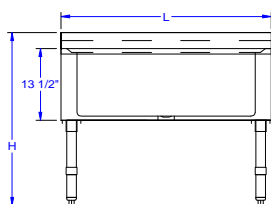
MODEL #	Length	Width	Height	Weight
EUBIB-3018CP10	30"	18"	30"	91
EUBIB-3618CP10	36"	18"	30"	105
EUBIB-4818CP10	48"	18"	30"	133

** Weights are subject to additional packaging

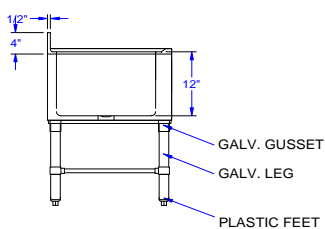
PLAN VIEW



FRONT ELEVATION



SIDE VIEW



FEATURES:

- Insulated Ice Bin 12" deep, with drain
- Stainless Steel Circuit Cold Plate in Solid Aluminum Plate
- Available in 7 - Circuit & 10 - Circuit Cold Plate
- Galvanized Legs and bracing, with adjustable bullet feet

CONSTRUCTION:

Top: Stainless Steel Tops are TIG welded, Exposed welds are polished to match adjacent surface.

MATERIAL:

- Top: 18 Gauge type 300 stainless steel
- Bracing: Galvanized
- Legs: Galvanized
- Gussets: Galvanized
- Feet: Plastic

OPTIONAL ACCESSORIES

	Qty
Speed Rail	
S/S Legs	

John Boos & Co

3601 S. Banker St. - Effingham, IL 62401
 Phone: 217-347-7701 - Fax: 217-347-7705
 Email: sales@johnboos.com - Web-site: www.johnboos.com

AUTOQUOTES

