



Metro Wire Cart

Metropolitan Designer Series




03-01-2011




- 27"x21"x1-1/2" Blended Hard Rock Maple Top w/ Varnique Finish
- Two Chrome Adjustable Wire Shelves
- 500 lb Caster Capacity Evenly Distributed
- Numbered Posts
- 3" Locking Casters
- 36" OAH, 58 lbs
- Also Available w/ Blended Black Walnut Or Blended Cherry Top w/ Varnique Finish


	Model	Size	Wt
Maple-	MET-MWC-1	27"x21"x1-1/2"	58
Cherry-	MET-CWC-1	27"x21"x1-1/2"	56
Walnut-	MET-WWC-1	27"x21"x1-1/2"	54



Blended Maple



Blended Cherry



Blended Black Walnut