



# "Hand Sinks" Pro-Bowl Sinks

One Compartment Sinks  
w/ Stainless Steel Deep Drawn Bowls



**PBHS-W-1410-1**



**PBHS-W-1410**



**PBHS-F1410**

**FEATURES:**

- \* One piece deep drawn bowl
- \* All sink bowls have a large liberal radii with a minimum dimension of 2" and rectangular in design for increased capacity.
- \* Wall mounting bracket, Stainless Steel, off set design

**CONSTRUCTION:**

Bowl        Stainless Steel Sinks are TIG welded, Exposed welds are polished to match adjacent surface.

**MATERIAL:**

Bowl        Type 304 stainless steel polish, satin finish  
Bracket    Type 304 stainless steel polish, satin finish

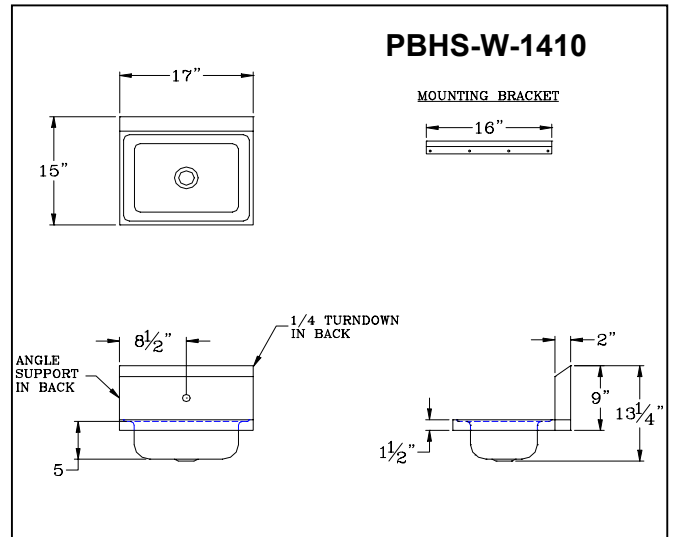
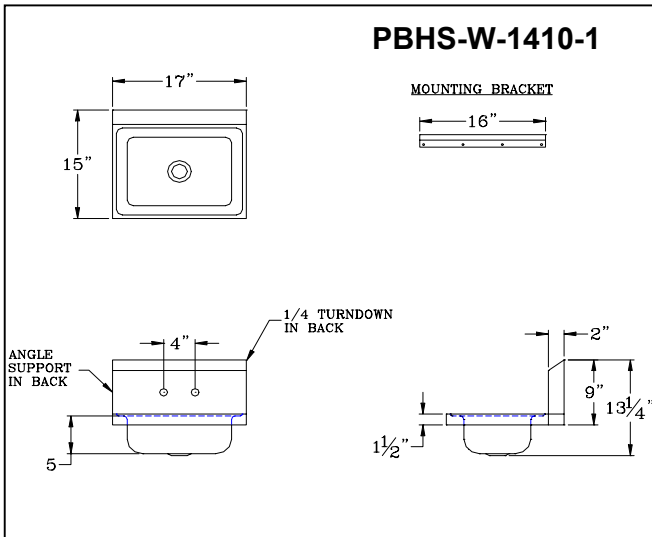
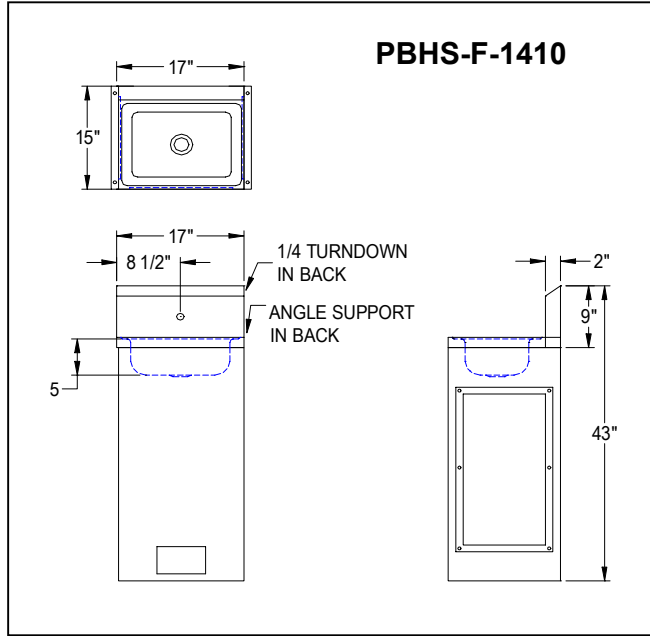
**OPTIONAL ACCESSORIES**

	Qty
FAUCETS	
APRON SKIRT	
SIDE SPLASH	
ADA WRIST BLADES	
TOWEL DISPENSER	
SOAP DISPENSER	
LEVER WASTES	
OVER FLOWS	
P- TRAPS	

**John Boos & Co**

315 South First Street - Effingham, IL 62401  
Phone: 217-347-7701 - Fax: 217-347-7705  
Email: sales@johnboos.com - Web-site: www. johnboos.com

## DETAILED SPECIFICATIONS



All dimensions are typical.

Tolerance +/- .500".

All units ship unassembled for reduced shipping cost.

### John Boos & Co

315 South First - Effingham, IL 62401 Phone: 217-347-7701 - Fax: 217-347-7705

Email: sales@johnboos.com - Web-site: www.johnboos.com



May 2002

John Boos is constantly engaged in a program of improving products and therefore reserves the right to change specification without prior notice