



"S14R" Stainless Steel Top Tables with RISERS

w/ 14 Gauge Stainless Steel Work Top
w/ Stainless Steel Base and Undershef



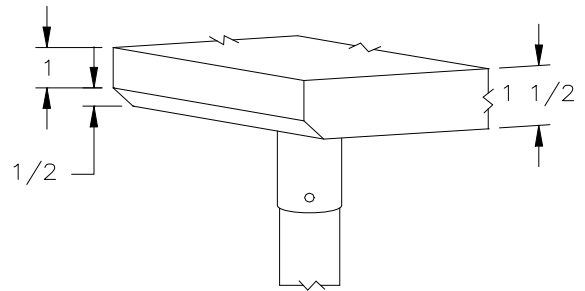
AUTOQUOTES



14 GAUGE TOP w/ UNDERSHELF					
24"WIDE	Qty	30"WIDE	Qty	36"WIDE	Qty
S14018		S14024		-	
S14019		S14025		S14030	
S14020		S14026		S14031	
S14021		S14027		S14032	
S14021A		S14027A		S14032A	
S14022		S14028		S14033	
S14022A		S14028A		S14033A	
S14023		S14029		S46034	

FEATURES:

- * 14 Gauge Stainless Steel Top with 6" Riser
Type 300 stainless steel with # 4 polish, satin finish
- * Top is **Sound Deadened**
- * Reinforced with 1"x2" channel running entire length of table
- * 1 1/2" **Stallion Edge** on front and rear with side edges 90 degree bend down for table line-up
- * Stainless Steel Base and Undershef
Type 300 stainless steel with # 4 polish, satin finish
- * Undershef is secured in a fixed position, 12" above floor
- * Adjustable bullet feet
- * Shipped knocked-down, easy - to - assemble
- * Optional drawers, casters, pot racks, etc. available
- * All models are approved by the National Sanitation Foundation and the U.S. Department of Agriculture.



STALLION
SAFETY
EDGE

CONSTRUCTION:

Top: Stainless Steel Tops are TIG welded, Exposed welds are polished to match adjacent surface.

MATERIAL:

- Top: 14 gauge stainless Steel
Type 300 stainless steel with # 4 polish, satin finish
- Shelf: 18 gauge type 300 stainless steel # 4 polish, satin finish
** 36" Wide Tables, 16 Gauge Lower Shelf
4 polish, satin finish
- Legs: 1 5/8" Round O.D., 16 gauge type 300 tubular stainless steel
4 polish, satin finish
- Gussets: Stainless Steel
- Feet: 1" adjustable stainless steel bullet feet

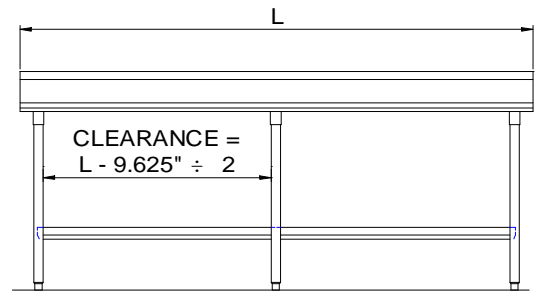
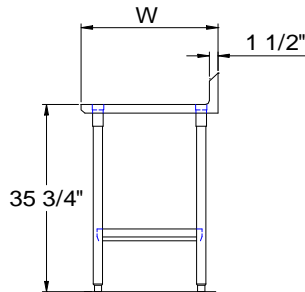
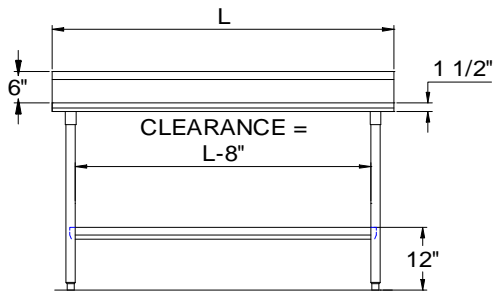
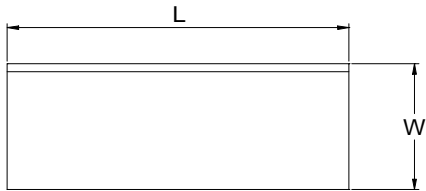
**OPTIONAL
ACCESSORIES**

	MODEL #	Qty
DRAWER		
DRAWER LOCK		
ADJUSTABLE SHELF		
CASTERS		
OVERSHELVES		
SINKS		
POT RACK		
WELDED SET-UP		

John Boos & Co

3601 S. Banker Street - Effingham, IL 62401
Phone: 217-347-7701 - Fax: 217-347-7705
Email: sales@johnboos.com - Web-site: www. johnboos.com

DETAILED SPECIFICATIONS



All units ship unassembled for reduced shipping cost.
 Units 7 ft. and larger are furnished with six legs.
 All dimensions are typical.
 Tolerance +/- .500".

Finished size of undershelf.
 Shelf length = length minus 4.875"
 Shelf width = width minus 4.25"

14 GAUGE TOP & UNDERSHELF

L	24" WIDE	WT.	30" WIDE	WT.	36" WIDE	WT.
36	S14018	62	S14024	70	-	-
48	S14019	76	S14025	87	S14030	91
60	S14020	91	S14026	104	S14031	107
72	S14021	106	S14027	122	S14032	128
84	S14021A	125	S14027A	130	S14032A	151
96	S14022	144	S14028	164	S14033	173
108	S14022A	159	S14028A	182	S14033A	192
120	S14023	173	S14029	199	S14034	210

John Boos & Co

3601 S. Banker Str. - Effingham, IL 62401 Phone: 217-347-7701 - Fax: 217-347-7705
 Email: sales@johnboos.com - Web-site: www.johnboos.com



July 2013

John Boos is constantly engaged in a program of improving products and therefore reserves the right to change specification without prior notice