



# "S16R" Stainless Steel Top Tables with RISERS

w/ 16 Gauge Stainless Steel Work Top  
w/ Stainless Steel Base and Underself



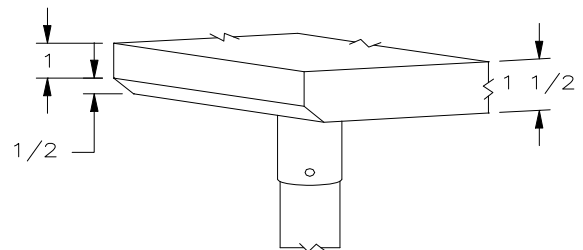
AUTOQUOTES



16 GAUGE TOP w/ UNDERSHELF					
24"WIDE	Qty	30"WIDE	Qty	36"WIDE	Qty
S16018		S16024		-	
S16019		S16025		S16030	
S16020		S16026		S16031	
S16021		S16027		S16032	
S16021A		S16027A		S16032A	
S16022		S16028		S16033	
S16022A		S16028A		S16033A	
S16023		S16029		S16034	

### FEATURES:

- \* 16 Gauge Stainless Steel Top with 6" Riser  
Type 300 stainless steel with # 4 polish, satin finish
- \* Top is **Sound Deadened**
- \* Reinforced with 1"x2" channel running entire length of table
- \* 1 1/2" **Stallion Edge** on front and rear with side edges 90 degree bend down for table line-up
- \* Stainless Steel Base and Underself  
Type 300 stainless steel with # 4 polish, satin finish
- \* Underself is secured in a fixed position, 12" above floor
- \* Adjustable bullet feet
- \* Shipped knocked-down, easy - to - assemble
- \* Optional drawers, casters, pot racks, etc. available
- \* All models are approved by the National Sanitation Foundation and the U.S. Department of Agriculture.



STALLION  
SAFETY  
EDGE

### CONSTRUCTION:

Top: Stainless Steel Tops are TIG welded, Exposed welds are polished to match adjacent surface.

### MATERIAL:

Top: 16 gauge stainless Steel  
Type 300 stainless steel with # 4 polish, satin finish

Shelf: 18 gauge type 300 stainless steel # 3 polish, satin finish  
\*\* 36" Wide Tables, 16 Gauge Lower Shelf  
# 4 polish, satin finish

Legs: 1 5/8" Round O.D., 16 gauge type 300 tubular stainless steel  
# 4 polish, satin finish

Gussets: Stainless Steel

Feet: 1" adjustable stainless steel bullet feet

### OPTIONAL ACCESSORIES

	MODEL #	Qty
DRAWER		
DRAWER LOCK		
ADJUSTABLE SHELF		
CASTERS		
OVERSHELVES		
SINKS		
POT RACK		
WELDED SET-UP		

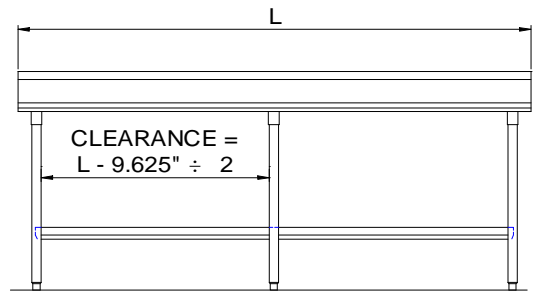
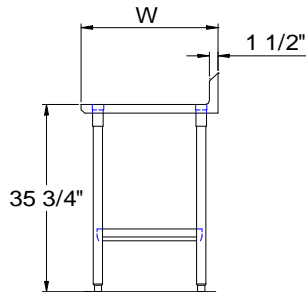
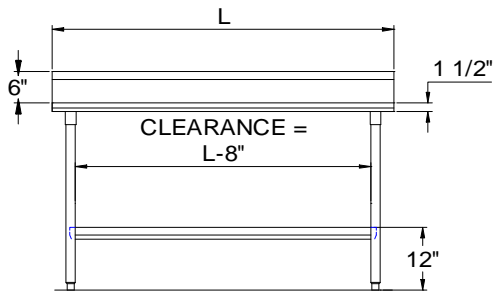
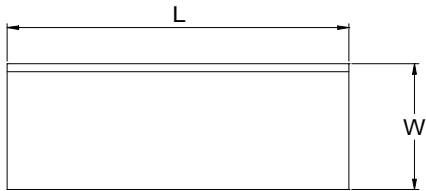
## John Boos & Co

3601 S. Banker Street - Effingham, IL 62401

Phone: 217-347-7701 - Fax: 217-347-7705

Email: sales@johnboos.com - Web-site: www. johnboos.com

## DETAILED SPECIFICATIONS



All units ship unassembled for reduced shipping cost.  
 Units 7 ft. and larger are furnished with six legs.  
 All dimensions are typical.  
 Tolerance +/- .500".

Finished size of undershelf.  
 Shelf length = length minus 4.875"  
 Shelf width = width minus 4.25"

### 16 GAUGE TOP & UNDERSHELF

L	24" WIDE	WT.	30" WIDE	WT.	36" WIDE	WT.
36	S16018	56	S16024	63	-	-
48	S16019	67	S16025	78	S16030	87
60	S16020	82	S16026	93	S16031	104
72	S16021	95	S16027	109	S16032	123
84	S16021A	112	S16027A	128	S16032A	144
96	S16022	129	S16028	147	S16033	165
108	S16022A	142	S16028A	163	S16033A	183
120	S16023	155	S16029	178	S16034	200

### John Boos & Co

3601 S. Banker Str. - Effingham, IL 62401 Phone: 217-347-7701 - Fax: 217-347-7705  
 Email: sales@johnboos.com - Web-site: www.johnboos.com



July 2013

**John Boos** is constantly engaged in a program of improving products and therefore reserves the right to change specification without prior notice