

ITEM NO. \_\_\_\_\_  
PROJECT \_\_\_\_\_  
LOCATION \_\_\_\_\_  
DATE \_\_\_\_\_ QTY. \_\_\_\_\_



## KSGR SERIES Bottom Mounted Sliding Glass Door Reach-In Refrigerator

**MODEL**  
 KSGR48S

This equipment is intended for storage and display of non-potentially hazardous bottled or canned products only.

### FEATURES

#### CONSTRUCTION

- Black painted steel exterior
- White painted steel interior
- Foamed-in-place with low ODP polyurethane insulation
- Top graphic panel backlit by fluorescent lights (graphics not supplied)
- Interior vertical fluorescent lighting
- Wall thickness: 1.6"
- Adjustable legs for leveling
- Four adjustable heavy-duty vinyl-coated shelves per door

#### DOORS

- Hold open feature
- Self-closing
- Double pane glass with layer of patented transparent thermal insulation film between glass panes provides superior insulation without the weight of triple pane glass

#### REFRIGERATION

- Self-contained bottom mount refrigeration system
- Capillary tube to control refrigerant flow

- Fabric condensation kit uses wicks to draw condensate from the drain pan for faster removal
- Refrigerant: R-134a
- Temperature range: 32° to 40°F (0° to 4° C)

#### WARRANTY

- **Standard limited three year parts and labor**
- **Additional two year coverage on compressor part**

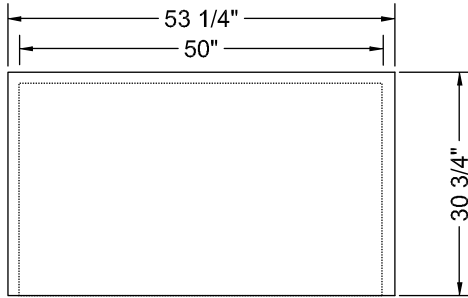


# KSGR SERIES BOTTOM MOUNTED SLIDING GLASS DOOR REACH-IN REFRIGERATOR

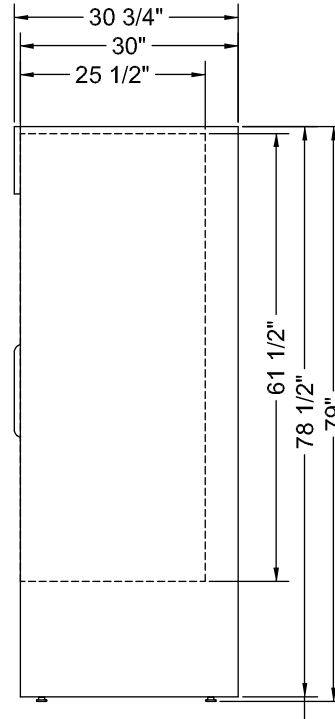
## TECHNICAL SPECIFICATIONS

MODEL	DIMENSIONS (in.)			DIMENSIONS (mm)			VOLTS	AMPS	UNIT H.P.	NO. OF DOORS	NO. OF SHELVES	STANDARD SHELF SIZE (in inches)	CAP. CU. FT.	SHIP CU. FT.	SHIP WT. (LB/KG)
	L	D*	H	L	D*	H									
KSGR48S	53 1/4	30 3/4	78 3/4	1353	781	2363	115	10.0	1/2	2	8	24.2 x 23.5	48.0	83.8	476/216

\*Depth includes door handle.



PLAN VIEW



SIDE VIEW

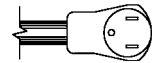
## LISTINGS



This equipment is intended for storage and display of non-potentially hazardous bottled or canned products only.

## HOOKUP

All models via plug in, 9.8 foot long flexible three wire 14/3 cord with molded plug.



NEMA 5-15P

## BID SPECIFICATIONS

Item no. KSGR48S. Provide \_\_\_\_\_ Bottom Mounted Glass Door Reach-in(s), Kool Star model no. KSGR48S.

Reach-in will be constructed of black painted steel exterior with white painted steel interior. Standard features will include

vinyl-coated welded wire shelves and doors with double pane glass.

The refrigeration system will be bottom mounted and self-contained. Refrigerant will be R-134A. The temperature range will be 32° to 40°F (0° to 4° C).

Reach-in to have standard limited three year parts and labor with additional two year coverage on compressor part. Reach-in to be UL, C-UL and ETL Sanitation listed.

**NOTE: Cabinet designed for optimum performance in air-conditioned area at 75°F ambient and 55% relative humidity. All specifications subject to change without notice.**