

ITEM NO. _____
 PROJECT _____
 LOCATION _____
 DATE _____ QTY. _____



KSGR SERIES Bottom Mounted Swinging Glass Door Reach-In Refrigerators

- MODELS**
- KSGR26H
 - KSGR70H

C-UL listing applies to KSGR26H only. This equipment is intended for storage and display of non-potentially hazardous bottled or canned products only.

FEATURES

CONSTRUCTION

- Black painted steel exterior
- White painted steel interior
- Foamed-in-place with low ODP polyurethane insulation
- Top graphic panel backlit by fluorescent lights (graphics not supplied)
- Interior vertical fluorescent lighting
- Wall thickness:
 - KSGR26H 1.6"
 - KSGR70H..... 2"
- Adjustable legs for leveling
- Four adjustable heavy-duty vinyl-coated shelves per door

DOORS

- Self-closing
- Hold open feature
- Double pane glass with layer of patented transparent thermal insulation film between glass panes provides superior insulation without the weight of triple pane glass
- Standard door swing configuration:
 - KSGR26H hinged right
 - KSGR70H.....left door hinged left, middle door hinged right, right door hinged right
- Door width:
 - KSGR26H 28"
 - KSGR70H..... 25½"

REFRIGERATION

- Self-contained bottom mount refrigeration system
- Capillary tube to control refrigerant flow
- Fabric condensation kit uses wicks to draw condensate from the drain pan for faster removal
- Refrigerant: R-134a
- Temperature range: 32° to 40°F (0° to 4° C)

WARRANTY

- **Standard limited three year parts and labor**
- **Additional two year coverage on compressor part**

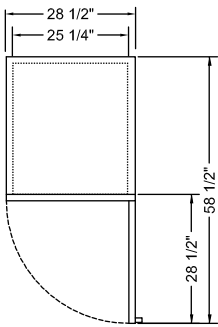


KSGR SERIES BOTTOM MOUNTED SWINGING GLASS DOOR REACH-IN REFRIGERATORS

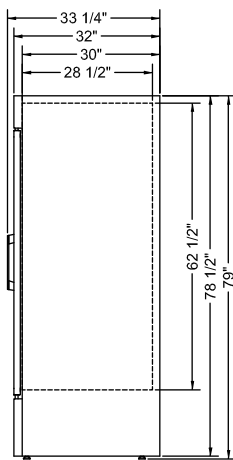
TECHNICAL SPECIFICATIONS

MODEL	DIMENSIONS (in.)			DIMENSIONS (mm)			VOLTS	AMPS	UNIT H.P.	NO. OF DOORS	NO. OF SHELVES	STANDARD SHELF SIZE (in inches)	CAP. CU. FT.	SHIP CU. FT.	SHIP WT. (LB/KG)
	L	D*	H	L	D*	H									
KSGR26H	28 ¹ / ₂	33 ¹ / ₄	79	724	845	2007	115	3.9	1/3	1	4	24.2 x 23.1	24.0	45.8	353/160
KSGR70H	78	33	79 ¹ / ₂	1981	838	2019	115	11.9	3/5	3	12	25.2 x 22 (center), 22 x 22.1 (left, right)	72.0	130.9	696/316

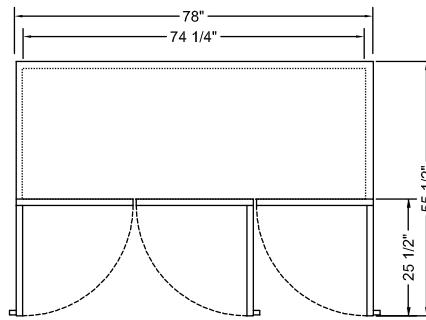
*Depth includes door handle.



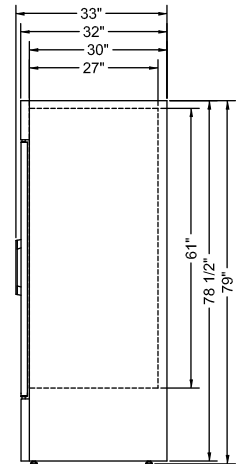
KSGR26H
PLAN VIEW



KSGR26H
SIDE VIEW



KSGR70H
PLAN VIEW



KSGR70H
SIDE VIEW

LISTINGS

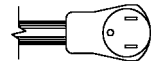


C-UL listing applies to KSGR26H model only.

This equipment is intended for storage and display of non-potentially hazardous bottled or canned products only.

HOOKUP

All models via plug in, 9.8 foot long flexible three wire 14/3 cord with molded plug.



NEMA 5-15P

BID SPECIFICATIONS

Item no. KSGR_____. Provide _____ Bottom Mounted Glass Door Reach-in(s), Kool Star model no. KSGR_____.

Reach-in will be constructed of black painted steel exterior and white painted steel interior. Standard features will include vinyl-

coated welded wire shelves and doors with double pane glass.

The refrigeration system will be bottom mounted and self-contained. Refrigerant will be R-134A. The temperature range will be 32° to 40°F (0° to 4° C).

Reach-in to have standard limited three year parts and labor with additional two year coverage on compressor part. Reach-in to be UL and ETL Sanitation listed. KSGR26H will also be C-UL listed.

NOTE: Cabinet designed for optimum performance in air-conditioned area at 75°F ambient and 55% relative humidity. All specifications subject to change without notice.