

ITEM NO. _____
 PROJECT _____
 LOCATION _____
 DATE _____ QTY. _____



KSSMP60-24




KSSMP SERIES

Mega Top Sandwich/Salad Prep Units

MODELS

- KSSMP27-12 KSSMP36-15 KSSMP48-18
- KSSMP60-24 KSSMP72-30



Drop-in section:

- Fans force cold air into this enclosed area keeping stored food items consistently cold
- A stainless steel divider prevents food spillage into the storage area beneath
- Accommodates 6" deep pans (4" standard)

FEATURES

CONSTRUCTION

- Curved corner design creates a stylish appearance and reduces chances of injury in slip-and-fall accidents
- Stainless steel interior and exterior
- Foamed-in-place with low ODP polyurethane insulation
- Standard 9 1/2" deep reversible cutting board
- Insulated top lid
- Wall thickness: 1.77"
- 6" diameter casters
- Adjustable heavy-duty vinyl-coated shelves
- 1/6 size pans included (three 1/9 size pans and nine 1/6 pans included in KSSMP27-12)

DOORS

- Self-closing

- Standard door swing configuration:
 - 1-door models hinged right
 - 2-door models.....left hinged left, right hinged right
 - 3-door models.....left hinged left, middle hinged left, right hinged right
- Door width:
 - KSSMP27-12 27 1/4"
 - KSSMP36-15 18"
 - KSSMP48-18 23 7/8"
 - KSSMP60-24 30"
 - KSSMP72-30 23 7/8"

REFRIGERATION

- Self-contained refrigeration system
- Forced air system
- Coated evaporator coil
- Refrigerant: R-134a
- Temperature range: 32° to 40°F (0° to 4°C)

WARRANTY

- **Standard limited three year parts and labor**
- **Additional two year coverage on compressor part**

OPTIONS

- Single or double overshef



- Refrigerated drawers (excluding KSSMP36-15)



BID SPECIFICATIONS

Item no. KSSMP_____. Provide _____ Mega Top Sandwich/Salad Prep Unit(s), Master-Bilt model no. KSSMP_____.
 Prep unit will feature rounded corner construction with stainless steel interior

and exterior.
 The refrigeration system will be bottom mounted and self-contained. Refrigerant will be R-134a. The temperature range will be 32° to 40°F (0° to 4° C).

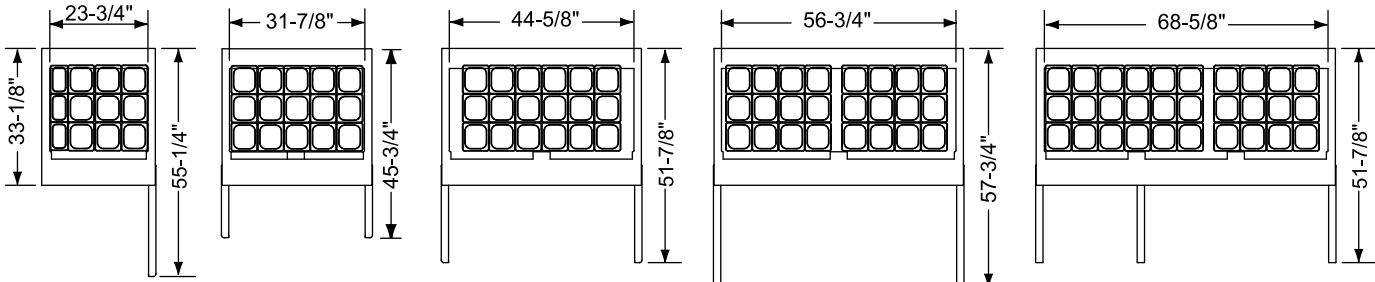
Prep unit to have standard limited three year parts and labor with additional two year coverage on compressor part.
 Prep unit to be UL, C-UL and ETL Sanitation listed.



TECHNICAL SPECIFICATIONS

MODEL	DIMENSIONS (in.)			DIMENSIONS (mm)			VOLTS	AMPS	UNIT H.P.	NO. OF DOORS	NO. OF SHELVES	NO. OF PANS	CAP. CU. FT.	SHIP CU. FT.	SHIP WT. LB/KG
	L	D*	H**	L	D*	H**									
KSSMP27-12	27 ¹ / ₂	35 ¹ / ₄	44 ¹ / ₈	699	895	1121	115	3.2	1/5	1	1	(9) 1/6, (3) 1/9	6.8	27.1	223/101
KSSMP36-15	36 ³ / ₈	35 ¹ / ₄	44 ¹ / ₈	924	895	1121	115	3.6	1/5	2	2	(15) 1/6	9.4	33.6	284/129
KSSMP48-18	48 ¹ / ₄	35 ¹ / ₄	44 ¹ / ₈	1226	895	1121	115	7.9	3/8	2	2	(18) 1/6	12.7	46.1	318/145
KSSMP60-24	60 ³ / ₈	35 ¹ / ₄	44 ¹ / ₈	1534	895	1121	115	7.9	3/8	2	2	(24) 1/6	16.0	56.8	362/165
KSSMP72-30	72 ³ / ₈	35 ¹ / ₄	44 ¹ / ₈	1838	895	1121	115	9.9	3/8	3	3	(30) 1/6	19.6	67.0	399/181

*Depth includes cutting board. **Height includes casters.



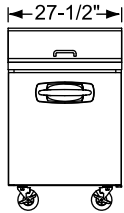
KSSMP27-12
PLAN VIEW

KSSMP36-15
PLAN VIEW

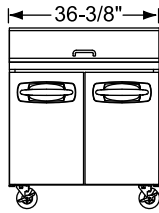
KSSMP48-18
PLAN VIEW

KSSMP60-24
PLAN VIEW

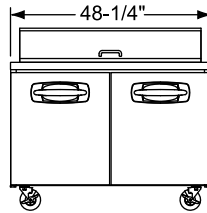
KSSMP72-30
PLAN VIEW



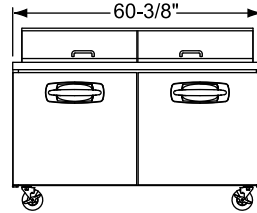
KSSMP27-12
ELEVATION
VIEW



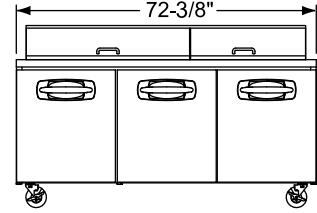
KSSMP36-15
ELEVATION
VIEW



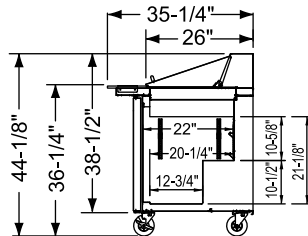
KSSMP48-18
ELEVATION
VIEW



KSSMP60-24
ELEVATION
VIEW



KSSMP72-30
ELEVATION
VIEW



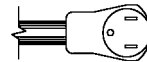
ALL MODELS
SIDE VIEW

LISTINGS

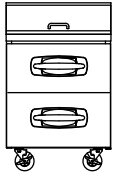


HOOKUP

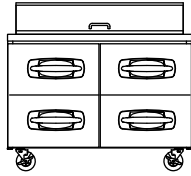
All models via plug in, 9 foot long flexible three wire 14/3 cord with molded plug.



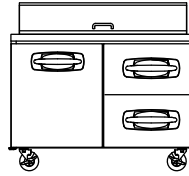
NEMA 5-15P

OPTIONAL REFRIGERATED DRAWER CONFIGURATIONS (Not available on KSSMP36-15 model)


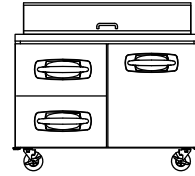
KSSMP27-12-001



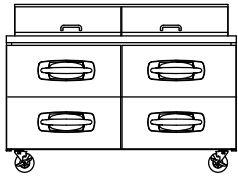
KSSMP48-18-001



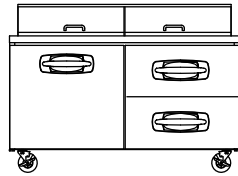
KSSMP48-18-002



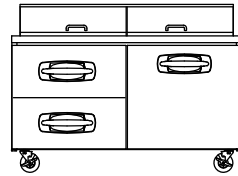
KSSMP48-18-003



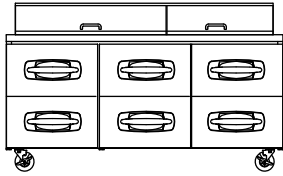
KSSMP60-24-001



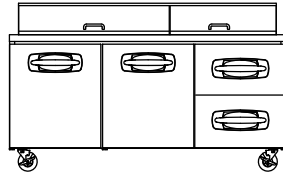
KSSMP60-24-002



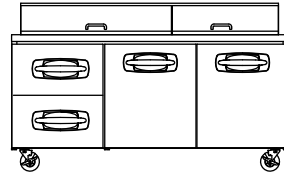
KSSMP60-24-003



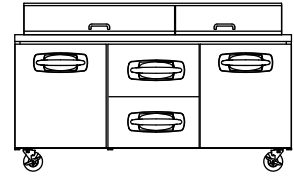
KSSMP72-30-001



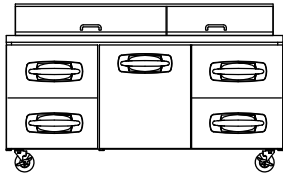
KSSMP72-30-002



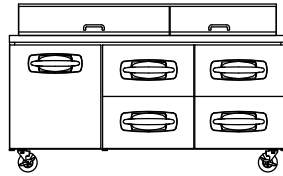
KSSMP72-30-003



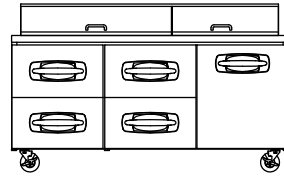
KSSMP72-30-004



KSSMP72-30-005



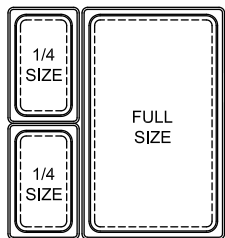
KSSMP72-30-006



KSSMP72-30-007

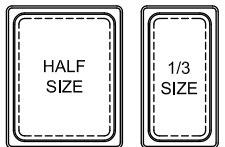
PAN CONFIGURATIONS FOR REFRIGERATED DRAWERS (Not available on KSSMP36-15 model)

KSSP27, KSSMP27 & KSUR27

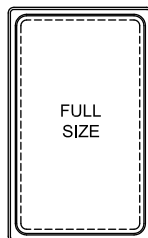


DRAWER FRONT

TOP DRAWER

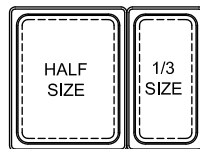


BOTTOM DRAWER

 KSSP48, KSSMP48 & KSUR48
& KSSP72, KSSMP72, MBUR72


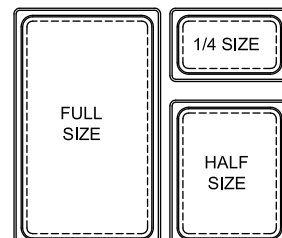
DRAWER FRONT

TOP DRAWER



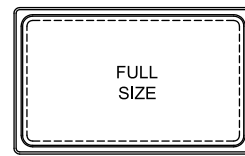
BOTTOM DRAWER

KSSP60, KSSMP60 & KSUR60




DRAWER FRONT

TOP DRAWER

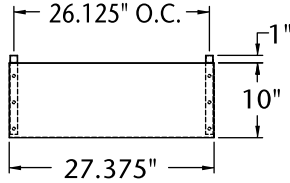


BOTTOM DRAWER

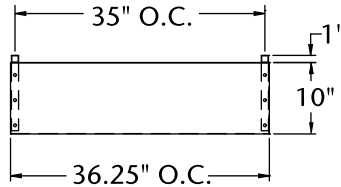
*U.S. size pans, pans provided by others. Drawers accept up to 6-inch deep pans.



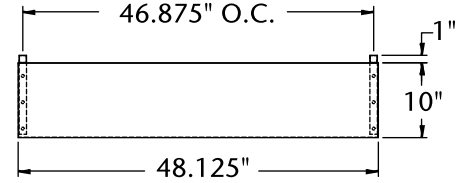
OPTIONAL OVERSHELF SPECIFICATIONS



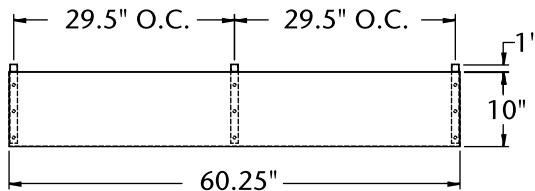
PLAN VIEW
KSSP27, KSSMP27,
KSUR/KSUF27



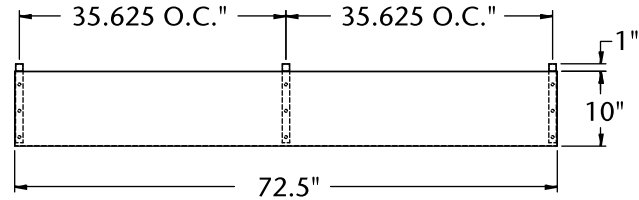
PLAN VIEW
KSSP36, KSSMP36,
KSUR36



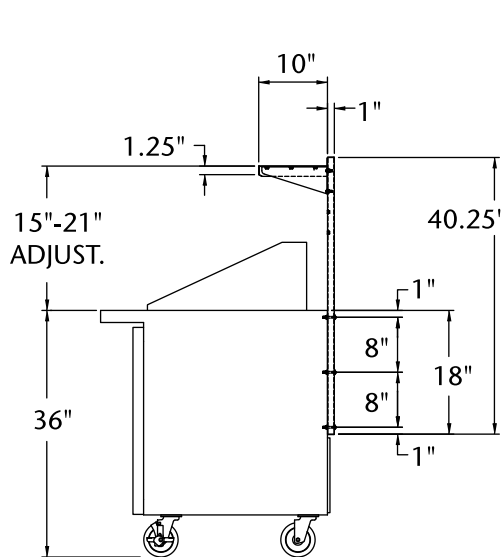
PLAN VIEW
KSSP48, KSSMP48,
KSUR/KSUF48



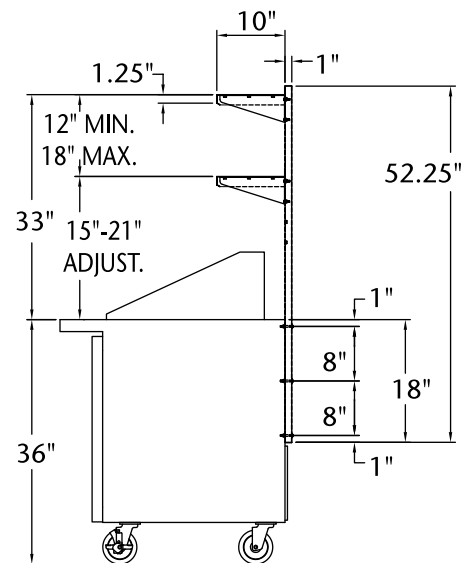
PLAN VIEW
KSSP60, KSSMP60, KSUR/KSUF60



PLAN VIEW
KSSP72, KSSMP72, KSUR72



SINGLE SHELF SIDE VIEW



DOUBLE SHELF SIDE VIEW

NOTE: Cabinet designed for optimum performance in air-conditioned area at 75°F ambient and 55% relative humidity.
All specifications subject to change without notice.